



**chairs&  
more**

update 2022

Giovane azienda nata nel 2007 con l'obiettivo di rispondere alle moderne esigenze del mercato contract, Chairs & More da subito si propone al mercato internazionale con le sue collezioni dal design estremamente lineare come la poltroncina So Pretty e le sedute Gotham. L'attenzione per il comfort, la qualità dei materiali e la produzione accurata consentono all'azienda di crescere rapidamente proponendo ogni anno nuove collezioni e ottenendo riscontri da parte del mercato e della stampa internazionale che ne riconoscono la forte personalità e l'impegno costante nella ricerca di nuovi concept di prodotto.

Nel 2014 Chairs & More si apre a collaborazioni con giovani designer, nascono così la collezione Churros disegnata da Kazuko Okamoto che interpreta il concetto di modularità di seduta in modo radicale, e, per la prima volta, la collezione Jujube dedicata all'outdoor disegnata da Antonio De Marco e Simone Fanciullacci. Da allora, l'azienda, è continuamente impegnata a sviluppare nuovi prodotti selezionando giovani e talentuosi designer tra cui Tommaso Caldera, con il quale vince il secondo premio Young Design 2017 con la poltroncina Mousse al Salone del Mobile di Milano, e lo studio Pastina con la nuova collezione Chips. Dalla collaborazione con Roberto Paoli nascono invece le collezioni Babah e Nube, quest'ultima realizzata con un innovativo poliuretano morbido FreeForm.

Nel 2020 Chairs & More amplia ulteriormente la propria gamma di sedute per esterno proponendo ben 3 collezioni che interpretano in modo differente il tema dell'intreccio: Altana, disegnata da Antonio De Marco, Millie dello Studio Pastina e Klot nata dalla nuova collaborazione con i giovanissimi designer di AM Studio. "Ci rivolgiamo a chi sceglie il design ma non perde di vista la comodità, a chi è attratto dall'originalità ma non vuole l'eccesso, a chi ricerca la qualità e apprezza la disponibilità a collaborare riconoscendo che il servizio è una componente fondamentale di ciò che viene offerto".

L'offerta si arricchisce nel 2022 di una nuova collezione disegnata da Sovrappensiero Design Studio: Bubalus. Una collezione composta da due tavolini, una consolle ed uno scrittorio, caratterizzati da una estrema semplicità ed un forte impatto grafico.

*Marco Roseano*

Young company founded in 2007 to respond to the modern needs of the contract market, Chairs & More immediately presents itself to the international market with its linear design collections such as the So Pretty armchair and Gotham chair. The attention to comfort, the quality of the materials and the careful production allow the company to grow rapidly by offering new collections every year and obtaining feedback from the market and the international press that recognizes their strong personality and constant commitment to search for new product concepts.

In 2014, Chairs & More starts the collaboration with young designers; Kazuko Okamoto designs the Churros collection, which interprets the concept of modular seating, Antonio De Marco and Simone Fanciullacci design the Jujube for outdoor use. Since then, the company has been continuously committed to developing new products by selecting young and talented designers like Tommaso Caldera, winning the second award at the Young Design 2017 with the Mousse armchair presented at the Salone del Mobile in Milan, and the Pastina Design Studio with the Chips collection. Roberto Paoli designs the Babah collection, in rigid polyurethane, and the Nube collection, with the seat in innovative FreeForm soft polyurethane.

In 2020 Chairs & More expands its range of outdoor seating by offering 3 collections that interpret the theme of weaving in a different way: Altana, designed by Antonio De Marco, Millie from Studio Pastina and Klot created by the new collaboration with young designers by AM Studio. "We turn to those who choose design but do not lose sight of comfort, to those who are attracted by originality but do not want excess, to those who seek quality and appreciate the willingness to collaborate, recognizing that service is a fundamental component of what is offered".

The offer is enriched in 2022 with a new collection designed by Sovrappensiero Design Studio: Bubalus. A collection consisting of two tables, a console and a desk, characterized by extreme simplicity and a strong graphic impact.

*Marco Roseano*

**Chairs & More s.r.l.**  
Via dell'Artigianato, 18  
San Giovanni al Natisone,  
33048 Udine – Italy  
+39 0432 743271

**info@chairsandmore.it**  
**chairsandmore.it**

# Altana

New product



# Babah



# Betibù



pag 58

# Bloom



pag 64

# Bubalus

New product



pag 78

# Cacao



pag 86

# Chips



pag 98

# Churros



pag 106

# Dogo



pag 112

# Flora



# Gotham



# Gotham Woody



# Jujube





pag 160

## Klot



pag 168

## Millie



pag 178

## Mousse



pag 184

## Moyo



pag 192

## Nube





pag 202

# Pampa

New product



pag 214

# So-Pretty



pag 220

# Tamburo



pag 230

# Tulip




# Altana



Antonio De Marco

Altana è una collezione di poltroncine e lounge in metallo dalle dimensioni generose ed avvolgenti. Il decoro con cordino nautico alleggerisce e riveste l'intera seduta divenendo un elemento caratteristico della collezione. Le forme e il disegno stesso dell'intreccio riprendono e reinterpretano lo stile coloniale delle sedute outdoor secondo l'interpretazione di Antonio De Marco.

Altana is a collection of metal armchairs and lounge armchairs with generous and enveloping dimensions. The decoration with marine rope lightens and covers the entire seat, becoming a characteristic element of the collection. The shapes and the design of the weave take up and reinterpret the colonial style of the outdoor seats according to the interpretation of Antonio De Marco.



Struttura in metallo verniciato a polveri colore antracite, corda marina colore antracite.

Anthracite powder coated metal frame, woven with anthracite marine rope.





## Altana SP



Width	56 cm – 22 in
Height	81 cm – 32 in
Seat height	43,5 cm – 17 in
Armrest height	63,5 cm – 25 in
Depth	54 cm – 21 in
Weight	6,4 kg – 14 lb
Packaging	0,28 m <sup>3</sup>
Pieces for box	1

Outdoor  
Metal frame




## Altana P



Width	73 cm – 29 in
Height	83 cm – 32,5 in
Seat height	39 cm – 15,5 in
Armrest height	46 cm – 18 in
Depth	73 cm – 29 in
Weight	8,1 kg – 18 lb
Packaging	0,48 m <sup>3</sup>
Pieces for box	1

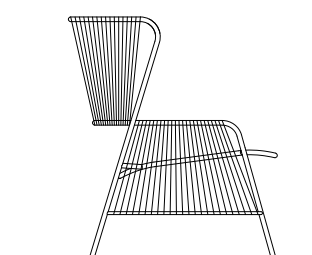
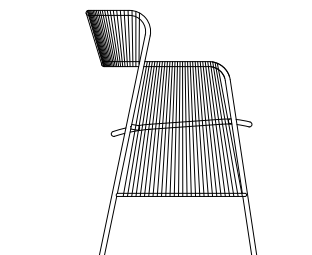
Outdoor  
Metal frame



Struttura in metallo verniciato a polveri per uso esterno, antracite, testa di moro oppure sabbia. Intrecciata a mano con corda marina.

Powder coated metal frame for outdoor use, anthracite, dark brown or sand. Hand woven with marine rope.

### Metal base finishes



Altana




Altana SP è impilabile  
fino a tre pezzi.

Altana SP is stackable  
up to 3 pieces.









## Altana SM



Width	47,5 cm – 18,7 in
Height	47 cm – 18,5 in
Depth	49 cm – 19,3 in
Weight	5,5 kg – 12,1 lb
Packaging	0,13 m <sup>3</sup>
Pieces for box	1

Outdoor  
Metal frame



## Altana ME



Width	75 cm – 29,5 in
Height	40 cm – 15,8 in
Depth	77 cm – 30,3 in
Weight	10,6 kg – 23,4 lb
Packaging	0,27 m <sup>3</sup>
Pieces for box	1

Outdoor  
Metal frame



## Altana OV



Width	98 cm – 38,5 in
Height	44 cm – 17,3 in
Depth	47 cm – 18,5 in
Weight	10 kg – 22 lb
Packaging	0,24 m <sup>3</sup>
Pieces for box	1

Outdoor  
Metal frame



Struttura in metallo verniciato a polveri per uso esterno, antracite, oppure sabbia. Intrecciata a mano con corda marina.

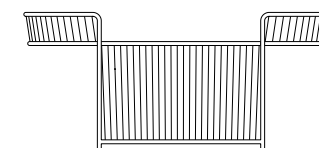
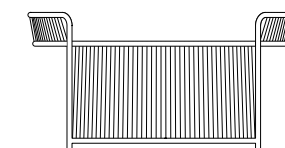
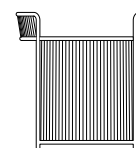
Powder coated metal frame for outdoor use, anthracite or sand. Hand woven with marine rope.

La serie di tavolini Altana è disegnata da Antonio De Marco nel 2021 per Chairs & More. Disponibili in tre dimensioni si accostano perfettamente tra di loro permettendo di creare diverse combinazioni.

La struttura in acciaio verniciato a polveri, in colore antracite oppure sabbia, è arricchita dall'intreccio fatto a mano con corda marina. Il piano in HPL, disponibile in quattro tinte, si abbina ai colori delle corde adattandosi ad ambienti outdoor residenziali oppure contract.

Antonio De Marco designs the Altana coffee tables collection in 2021 for Chairs & More. Available in three sizes, they perfectly match each other, allowing the creation of different combinations.

The powder coated steel structure, in anthracite or sand color, is enriched by the handmade weave with marine rope. The HPL top, available in four colours, matches the ropes, adapting to outdoor residential or contract environments.







Struttura in metallo verniciato  
colore antracite, piano in HPL  
colore rosso Tango, intreccio  
fatto a mano con corda marina  
colore Scarlet.

Anthracite powder-coated  
metal frame, Tango red HPL  
top, woven with red Scarlet  
marine rope.





Altana Coffee Tables

Colors and metal frames  
Pag. 239

Struttura in metallo verniciato  
colore antracite, piano in HPL  
colore grigio Etna, intreccio  
fatto a mano con corda marina  
colore Antracite.

Anthracite powder-coated  
metal frame, Etna grey HPL  
top, woven with red Anthracite  
marine rope.



Struttura in metallo verniciato  
colore antracite, piano in HPL  
color mattone. Intreccio fatto  
a mano con corda marina color  
mattone.


Anthracite powder-coated  
metal frame, brick color HPL  
top. Woven with brick marine  
rope.





Struttura in metallo verniciato colore antracite, piano in HPL colore grigio Etna, intreccio fatto a mano con corda marina colore Antracite.

Anthracite powder-coated metal frame, Etna grey HPL top, woven with red Anthracite marine rope.



New product



## Altana T-OV



Width	207 cm – 81,5 in
Height	74 cm – 29 in
Depth	122 cm – 48 in
Weight	61 kg – 134,5 lb
Packaging	0,66 m <sup>3</sup>
Pieces for box	1

Outdoor  
Metal frame

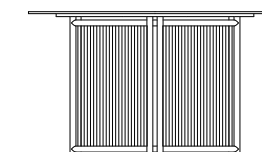
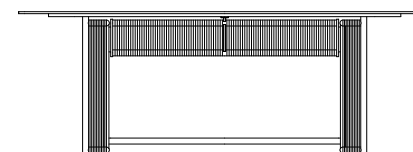



## Altana T-RO



Width	128 cm – 50,5 in
Height	74 cm – 29 in
Depth	128 cm – 50,5 in
Weight	39 kg – 86 lb
Packaging	0,56 m <sup>3</sup>
Pieces for box	1

Outdoor  
Metal frame





Struttura in metallo verniciato colore antracite, piano in HPL colore grigio Etna, intreccio fatto a mano con corda marina colore Antracite.

Anthracite powder-coated metal frame, Etna grey HPL top, woven with red Anthracite marine rope.

Altana Chair & Lounge

Metal base finishes




Ropes

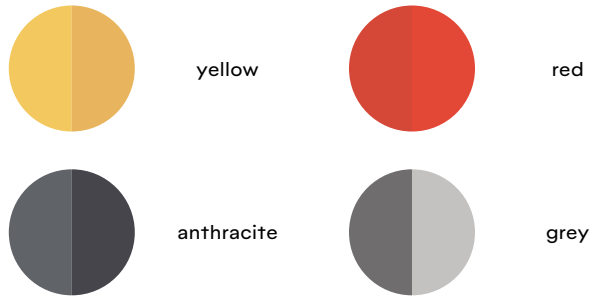


Altana Coffee Tables

Metal base Finishes



Ropes & Tops




Altana Dining Tables

Metal base Finishes



Ropes & Tops



# Babah



Roberto Paoli

Babah è una seduta accattivante e piena di personalità. Presenta compostezza di linee, proporzioni e toni che la rendono al tempo stesso classica e innovativa. La sua figura essenziale è ingentilita dal decoro dello schienale, caratterizzato da linee verticali che appaiono come cuciture di una imbottitura morbida, in realtà si tratta di effetti ottenuti dallo stampaggio di poliuretano rigido, ignifugo che mantiene apprezzabili le caratteristiche di facile pulizia, resistenza e leggerezza. Il risultato è un'estetica che riesce a dosare in modo equilibrato e armonioso lo stile classico retrò con la tecnologia dei nuovi materiali adatti in particolare ad un utilizzo contract. Babah è disponibile sia con base a 4 gambe, facilmente impilabile, sia nella versione a slitta.

Babah is attractive and full of personality. Babah is a collection of chairs characterized by proportions and lines that make it both classic and contemporary. This chair can be placed in multiple environments, heterogeneous in style and purpose. With its slightly 'retro' look, Babah is an timeless essential. The design is softened by the decorum of the back, characterized by vertical lines that look like seams of a soft padding but are the result of the mold of rigid polyurethane, flame retardant, easy to clean, durable and lightweight. Babah is available with 4 legs, easy to stack, either in a slide.






Scocca bicolore sabbia—fango  
Bi-color shell sand—mud

## Babah S






Width	45 cm – 18 in
Height	80 cm – 31.5 in
Seat height	46.5 cm – 18 in
Depth	53 cm – 21 in
Weight	6.3 kg – 14 lb
Packaging	0.28 m3
Pieces for box	2
Stackable	x5

Indoor   
 Poliuretano Tech   
 Metal frame 

## Babah SG-65



Width	49 cm – 19 in
Height	89 cm – 35 in
Seat height	66 cm – 26 in
Depth	52 cm – 20.5 in
Weight	8 kg – 18 lb
Packaging	0.31 m3
Pieces for box	1

Indoor   
 Poliuretano Tech   
 Metal frame 

## Babah SG-80



Width	49 cm – 19 in
Height	104 cm – 41 in
Seat height	81 cm – 32 in
Depth	50 cm – 20 in
Weight	9 kg – 19 lb
Packaging	0.36 m3
Pieces for box	1

Indoor   
 Poliuretano Tech   
 Metal frame 

Scocca in poliuretano rigido ignifugo. Base in metallo verniciato nero, bianco o cromato.

Rigid polyurethane shell fire retardant. Black, white painted or chrome metal frame.

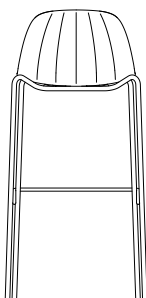
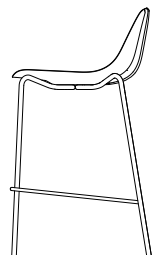
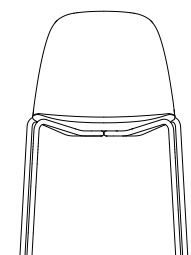

Babah è disponibile nella versione con 4 gambe di metallo cromato o verniciato facilmente impilabile. La scocca si presenta in diverse colorazioni nelle tinte naturali e neutre del moka, grigio, fango, crema, bianco e nero, e in quelle più accese del giallo, cielo e con 3 varianti bicolore tono su tono, chiaro all'interno e scuro all'esterno.

Tutte queste nuances in gradazione creano particolari effetti cromatici di dinamismo e armonia sia nella disposizione in gruppo che nell'allocazione impilabile delle sedute.

Babah shell comes in different colors of natural and neutral shades like moka, gray, mud, cream, black, white or in bright colors like yellow, sky-blue, and also with bicolor tonal variations, light inside and dark outside.

All these nuances create special color effects of dynamism and harmony, particularly with the neutral colors, both when the chairs are placed in group or stacked.




### Metal base finishes



## Babah SL






Width	45 cm – 18 in
Height	79 cm – 31.5 in
Seat height	45 cm – 18 in
Depth	40 cm – 16 in
Weight	7.1 kg – 15.5 lb
Packaging	0.24 m3
Pieces for box	1

Indoor   
 Poliuretano Tech   
 Metal frame 

## Babah SL SG-65






Width	48 cm – 19 in
Height	89 cm – 35 in
Seat height	65 cm – 25.5 in
Depth	48 cm – 19 in
Weight	7 kg – 16 lb
Packaging	0.31 m3
Pieces for box	1

Indoor   
 Poliuretano Tech   
 Metal frame 

## Babah SL SG-80



Width	48 cm – 19 in
Height	106 cm – 42 in
Seat height	82 cm – 32 in
Depth	52 cm – 20 in
Weight	7.3 kg – 16 lb
Packaging	0.36 m3
Pieces for box	1

Indoor   
 Poliuretano Tech   
 Metal frame 



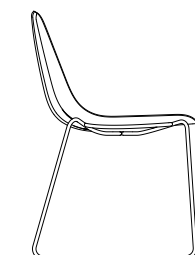

Scocca in poliuretano rigido ignifugo. Base in metallo verniciato nero, bianco, grigio o cromato.

Rigid polyurethane shell fire retardant. Black, white or chrome metal frame.

Le sedute Babah sono disponibili anche con la base a slitta in tondino di metallo verniciato bianco, nero o cromato. L'ampia gamma di varianti rendono questa collezione estremamente eclettica. Dalle zone ricettive, come ristoranti e bar, agli ambienti collettivi e uffici, la Babah è in grado di ambientarsi con estrema disinvoltura in ogni contesto merito anche delle misure contenute, della sua linea composta e sobria e della robusta struttura in poliuretano rigido, resistente ed ergonomica.

Babah is also available with metal sled base, black and white powder coated, or chrome. The wide range of variants makes Babah a very eclectic collection. From recreation areas, such as restaurants and bars, to the public and office environments, Babah chair can easily fit into any different environment thanks to its compact sizes, to its elegant shape and its strong shell made of rigid Polyurethane Tech, durable and ergonomic.

### Metal base finishes







Babah S impilabile,  
fino a 5 pezzi.

Babah S is stackable  
up to 5 pieces.

Babah





## Babah W



Width	45 cm – 18 in
Height	79 cm – 31 in
Seat height	46 cm – 18 in
Depth	53 cm – 21 in
Weight	7 kg – 15 lb
Packaging	0,24 m <sup>3</sup>
Pieces for box	1

Indoor

Poliuretano Tech

Faggio - Beech

## Babah W SG-65



Width	41,5 cm – 16 in
Height	89 cm – 35 in
Seat height	65 cm – 25,5 in
Depth	48 cm – 19 in
Weight	7 kg – 15 lb
Packaging	0,26 m <sup>3</sup>
Pieces for box	1

Indoor

Poliuretano Tech

Faggio - Beech

## Babah W SG-80



Width	41,5 cm – 16 in
Height	102 cm – 40 in
Seat height	80 cm – 31 in
Depth	50 cm – 20 in
Weight	7,8 kg – 17 lb
Packaging	0,29 m <sup>3</sup>
Pieces for box	1

Indoor

Poliuretano Tech

Faggio - Beech

Scocca in poliuretano rigido ignifugo. Base in faggio naturale o laccato nero o bianco.


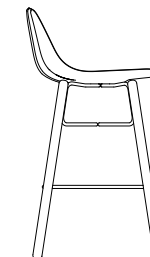
Rigid polyurethane shell fire retardant. Base in natural or lacquered beech black or white.

La collezione Babah presenta anche una linea di sedute e sgabelli realizzati con una originale base in essenza di faggio naturale o laccato opaco. Si tratta di una variante che integra le gambe in massello tornito con una struttura in tondino di metallo dal design estremamente leggero e contemporaneo.

L'effetto è una composizione molto accattivante resa dall'accostamento di differenti elementi materici e cromatici che permettono alla seduta di trovare collocazione anche in contesti residenziali, oltre che in differenti ambiti contract.

The Babah collection also offers a range of chairs and stools realized with an original base in natural or matt lacquered beech wood. Integrating a solid turned wooden legs with a metal rod frame, this version is characterized by a light and contemporary design.

The result is an attractive composition through the combination of different materials and color elements allowing the Babah to be easily placed in residential areas or public spaces.





Babah finishes

Colors and metal frames  
Pag. 240

Babah S base in metallo  
cromato e scocca bicolore  
grigio chiaro/antracite.

Babah S chrome metal base  
with bi-color shell light grey/  
anthracite.



# Betibù



Dario Delpin

## Betibù MP



Width	58 cm – 23 in
Height	83 cm – 32 in
Seat height	48 cm – 19 in
Armrest height	65 cm – 25,5 in
Depth	57 cm – 22 in
Weight	8 kg – 18 lb
Packaging	0.29 m <sup>3</sup>
Pieces for box	1

Indoor  
Metal frame  
Fabric



## Betibù SL-P



Width	58 cm – 23 in
Height	83 cm – 32 in
Seat height	48 cm – 19 in
Armrest height	65 cm – 25,5 in
Depth	57 cm – 22 in
Weight	9 kg – 20 lb
Packaging	0.29 m <sup>3</sup>
Pieces for box	1

Indoor  
Metal frame  
Fabric



## Betibù SP



Width	58 cm – 23 in
Height	83 cm – 32 in
Seat height	48 cm – 19 in
Armrest height	65 cm – 25,5 in
Depth	57 cm – 22 in
Weight	8 kg – 18 lb
Packaging	0.29 m <sup>3</sup>
Pieces for box	1

Indoor  
Faggio - Beech  
Fabric



Poltroncina con base in metallo verniciato nero o di faggio verniciato o laccato opaco nero o bianco.

Armchair with black painted metal frame or lacquered black or white beech wood base.


Betibù è una poltroncina dalle forme sinuose e accoglienti con uno stile ironico e allo stesso tempo romantico capace di integrarsi in modo disinvolto sia negli ambienti residenziali che negli spazi contract.

Le impunture sia sulla seduta che sullo schienale, caratterizzano questa collezione, dove la comoda scocca è imbottita in poliuretano espanso. Un'ulteriore possibilità di personalizzazione è data dalle basi in legno o tondino di metallo e a slitta.




Betibù collection is a versatile range of seating with a sinuous and comfortable shape. With its casual style, this collection is indicated both for domestic and contract spaces.

The stitchings on the seat and back, provide character to this collection, and the comfortable shell is padded with polyurethane foam.

### Metal base finishes



black



Tessuto Angel  
colore 57 cat. A.

Fabric Angel  
color 57 cat. A.



Betibù finishes

Fabric cat. A/B/C/D - COM  
Pag. 247



# Bloom




Dario Delpin

## Bloom MP



Width	57 cm – 22 in
Height	80 cm – 31.5 in
Seat height	47 cm – 18.5 in
Armrest height	66 cm – 26 in
Depth	56 cm – 22 in
Weight	9,8 kg – 21,5 lb
Packaging	0,30 m <sup>3</sup>
Pieces for box	1

Indoor  
Metal frame  
Fabric




## Bloom SP



Width	57 cm – 22 in
Height	80 cm – 31.5 in
Seat height	47 cm – 18.5 in
Armrest height	66 cm – 26 in
Depth	56 cm – 22 in
Weight	9,5 kg – 21 lb
Packaging	0,30 m <sup>3</sup>
Pieces for box	1

Indoor  
Rovere - Oak  
Fabric



Bloom, disegnata da Dario Delpin, è una poltroncina dalle linee classiche ed essenziali che si adatta a qualsiasi tipo di ambiente. La base in legno di rovere oppure in metallo valorizzano la leggerezza di questo prodotto.

Bloom, designed by Dario Delpin, is an armchair with classic and essential lines that adapts to any type of environment. The base in oak or metal enhances the lightness of this product.

Base in metallo verniciato nero. Seduta con struttura in acciaio e poliuretano schiumato a freddo. Imbottita in tessuto oppure eco-pelle.

Black painted metal base. Seat with steel structure and cold foamed polyurethane. Upholstered in fabric or eco-leather.

Base in rovere naturale oppure laccato nero opaco. Seduta con struttura in acciaio e poliuretano schiumato a freddo. Imbottita in tessuto oppure eco-pelle.

Natural or matt lacquered oak base. Seat with steel structure and cold foamed polyurethane. Upholstered in fabric or eco-leather.





Base in rovere verniciato  
naturale, imbottita con tessuto  
Opera Cat. C colore 800.

Natural polished oak frame,  
upholstered with fabric Opera  
Cat. C col. 800.



Bloom finishes

Fabric cat. A/B/C/D - COM  
Pag. 247






New product

# Bubalus

La collezione Bubalus disegnata da Sovrappensiero design studio, nasce dalla ricerca di sintesi del segno e dalla riduzione degli elementi costruttivi che compongono gli arredi, configurando così l'equilibrio formale ideale. Il risultato è un prodotto connotato da una estrema essenzialità ma dal forte impatto grafico e visivo all'interno degli ambienti nei quali si colloca. Queste sue caratteristiche lo rendono un prodotto dall'identità iconica e allo stesso tempo versatile e al di sopra delle mode. La collezione è composta da una consolle, uno scrittoio e una coppia di tavolini.

The Bubalus collection designed by Sovrappensiero Design Studio, was born from the research of synthesis of the sign and from the reduction of the constructive elements that make up the furniture, configuring in this way the ideal formal balance. The result is a product characterized by extreme essentiality but with a strong graphic and visual impact within the environments in which it is placed. These characteristics make it a product with an iconic identity and at the same time versatile and above fashion. The collection consists of a console, a desk and a pair of coffee tables.



Sovrappensiero Design Studio

New product

Struttura in metallo verniciato  
colore antracite, piano in  
frassino verniciato naturale.

Anthracite painted metal  
frame, natural polished ash top.



New product

Struttura in metallo verniciato colore blu oceano, piano in frassino laccato blu oceano.

Ocean blue painted metal frame, ocean blue lacquered ash top.



### Bubalus T-ME



Width	66 cm – 26 in
Height	36 cm – 14 in
Depth	66 cm – 26 in
Weight	11,4 kg – 25 lb
Packaging	0,18 m <sup>3</sup>
Pieces for box	1

### Bubalus T-SM



Width	50 cm – 20 in
Height	54 cm – 21,5 in
Depth	50 cm – 20 in
Weight	8,2 kg – 18 lb
Packaging	0,16 m <sup>3</sup>
Pieces for box	1

### Bubalus CO



Width	140 cm – 55 in
Height	77,5 cm – 30,5 in
Depth	40 cm – 16 in
Weight	32,2 kg – 71 lb
Packaging	0,48 m <sup>3</sup>
Pieces for box	1

### Bubalus T



Width	120 cm – 47 in
Height	72 cm – 28,5 in
Depth	60 cm – 23,5 in
Weight	21,2 kg – 47 lb
Packaging	0,56 m <sup>3</sup>
Pieces for box	1

Indoor  
Metal frame



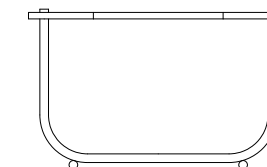
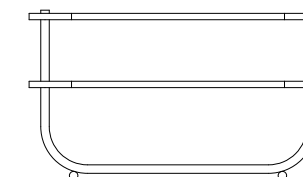
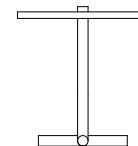
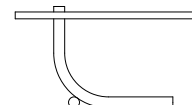
Indoor  
Metal frame



Indoor  
Metal frame



Indoor  
Metal frame



Struttura in metallo verniciato  
colore antracite, piano in  
frassino verniciato naturale.

Anthracite painted metal  
frame, natural polished ash top.





Struttura in metallo verniciato  
colore blu oceano, piano in  
frassino laccato blu oceano.

Ocean blue painted metal  
frame, ocean blue lacquered  
ash top.



Bubalus finishes

Colors and metal frames  
Pag. 240



Struttura in metallo verniciato  
colore antracite, piano in  
frassino verniciato naturale.

Anthracite painted metal  
frame, natural polished ash top.



# Cacao




Dario Delpin

## Cacao L



Width	48 cm – 19 in
Height	79 cm – 31 in
Seat height	46 cm – 18 in
Depth	57 cm – 22 in
Weight	6 kg – 13 lb
Packaging	0,36 m <sup>3</sup>
Pieces for box	2

Indoor  
Frassino - Ash

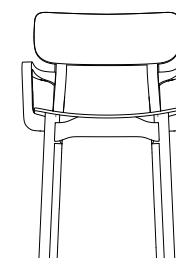


## Cacao L-P



Width	58 cm – 23 in
Height	79 cm – 31 in
Seat height	46 cm – 18 in
Armrest height	63 cm – 25 in
Depth	57 cm – 22 in
Weight	7,5 kg – 16,5 lb
Packaging	0,29 m <sup>3</sup>
Pieces for box	1

Indoor  
Frassino - Ash



Un sapore vagamente retrò caratterizza la collezione Cacao, una famiglia completa di sedia, sgabelli e poltroncina in frassino con seduta in multistrato. Ogni variante esprime uno stile informale ma di tendenza ideale per gli ambienti moderni e per coloro che desiderano con questi arredi evocare uno stile tradizionale sia in contesti residenziali sia in ambiti contract come ristoranti, alberghi, bar. Le finiture sono naturale o tinto noce; per le lacche opache sono disponibili le tinte nero, bianco, giallo intenso “segnale” e grigio “traffico”.

A retro style characterizes the Cacao collection which consists of a chair, stool and armchair. The mix of materials and design make this collection ideal for contract environments, as well as domestic ones. Cacao is also available with the ash frame in a choice of finishes: natural or walnut stained, or matt lacquered black, white, “signal” intense yellow or “traffic” grey.





# Cacao L SG-65



Width	44 cm – 17 in
Height	95 cm – 37 in
Seat height	65 cm – 25.5 in
Depth	55 cm – 21.6 in
Weight	6.5 kg – 13 lb
Packaging	0.27 m <sup>3</sup>
Pieces for box	1

Indoor  
Frassino - Ash



# Cacao L SG-80



Width	44 cm – 17 in
Height	110 cm – 43 in
Seat height	80 cm – 31.5 in
Depth	55 cm – 21.6 in
Weight	7.5 kg – 16.5 lb
Packaging	0.30 m <sup>3</sup>
Pieces for box	1

Indoor  
Frassino - Ash




Struttura in legno di frassino verniciato o laccato opaco. Sedile in legno.


Polished or matt lacquered ash wood frame. Wooden seat.



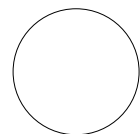
## Finishes



black



yellow




white



natural ash



grey



walnut  
polished ash



## Cacao S



Width	48 cm – 19 in
Height	79 cm – 31 in
Seat height	46 cm – 18 in
Depth	57 cm – 22 in
Weight	6 kg – 13 lb
Packaging	0,36 m <sup>3</sup>
Pieces for box	2

Indoor  
Frassino - Ash  
Fabric

## Cacao SP



Width	58 cm – 23 in
Height	79 cm – 31 in
Seat height	46 cm – 18 in
Armrest height	63 cm – 25 in
Depth	57 cm – 22 in
Weight	7,5 kg – 16,5 lb
Packaging	0,29 m <sup>3</sup>
Pieces for box	1

Indoor  
Frassino - Ash  
Fabric

## Cacao SG-65



Width	44 cm – 17 in
Height	95 cm – 37 in
Seat height	65 cm – 25,5 in
Depth	55 cm – 21,6 in
Weight	6,5 kg – 13 lb
Packaging	0,27 m <sup>3</sup>
Pieces for box	1


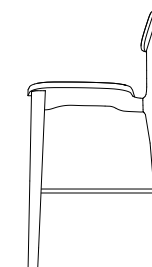


Indoor  
Frassino - Ash  
Fabric

## Cacao SG-80



Width	44 cm – 17 in
Height	110 cm – 43 in
Seat height	80 cm – 31,5 in
Depth	55 cm – 21,6 in
Weight	7,5 kg – 16,5 lb
Packaging	0,30 m <sup>3</sup>
Pieces for box	1

Indoor  
Frassino - Ash  
Fabric



Struttura in legno di frassino verniciato o laccato opaco. Sedile imbottito in tessuto oppure eco-pelle.

Polished or matt lacquered ash wood frame. Upholstered seat in fabric or eco-leather.

Cacao finishes

Colors  
pag. 241  
Fabric cat. A/B/C/D - COM  
Pag. 247



Cacao/L in frassino verniciato naturale.

Cacao/L natural polished ash.

# Chips



Studio Pastina

Allegra e contemporanea, la collezione Chips cattura da subito il nostro sguardo e comunica in modo deciso il suo stile giovane e disinvolto. Una collezione di sedute e sgabelli in cui lo schienale è senz'altro l'elemento iconico più evidente e significativo che identifica l'intera collezione. La forma stondata, ampia e generosa sembra travalicare i suoi consueti limiti funzionali espandendosi oltre la base del sedile e andando a ridefinire il proprio spazio in modo nuovo per creare un design originale e accattivante. Il risultato è una seduta che gioca su un doppio contrasto di volumi, quello orizzontale predominante dello schienale, e quello verticale sottostante delle basi. Le gambe della seduta sono infatti molto slanciate e lineari soprattutto nella versione a slitta in metallo oltre che in quella in faggio. La linearità verticale delle basi, in dialogo con la forma allungata dello schienale, è ancora più evidente negli sgabelli a doppia altezza.

Sleek and slick, the Chips collection is a true eye-catcher, with its unmistakably upbeat, trendy style. A set of chairs and stools, the back of which is without doubt their most iconic and characterising feature. With its ample curves and generous size, it almost seems to transcend the limits of mere functionality, and by extending beyond the seat, it redefines its space in novel ways, giving rise to an original and captivating creation. This is a design that plays with a double contrast of volumes, the horizontal one dominated by the back, and the upright one, stretching out beneath the seat. The legs are sleek and slender, most notably in the models endowed with either a metal sled base or beech legs. The vertical linearity of the bases, complemented by the elongated shape of the back, is particularly evident in the double-height stools of this collection.



## Chips M



Width	58 cm – 23 in
Height	79 cm – 31 in
Seat height	46 cm – 18 in
Depth	57 cm – 22 in
Weight	8 kg – 17.5 lb
Packaging	0,29 m <sup>3</sup>
Pieces for box	1

## Chips M SG-65



Width	54 cm – 21 in
Height	86 cm – 34 in
Seat height	67 cm – 26 in
Depth	51 cm – 20 in
Weight	7,5 kg – 16,5 lb
Packaging	0,31 m <sup>3</sup>
Pieces for box	1

## Chips M SG-80



Width	54 cm – 21 in
Height	102 cm – 40 in
Seat height	82 cm – 32 in
Depth	51 cm – 20 in
Weight	8 kg – 17 lb
Packaging	0,36 m <sup>3</sup>
Pieces for box	1

Struttura in multistrato con rivestimento in tessuto e base in metallo verniciato.

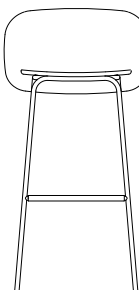
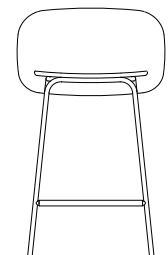

Upholstered ply wood shell and painted metal frame.

Indoor	
Metal frame	
Fabric	

Indoor	
Metal frame	
Fabric	

Indoor	
Metal frame	
Fabric	

### Metal base finishes



## Chips SL



Width	58 cm – 23 in
Height	78 cm – 31 in
Seat height	47 cm – 18,5 in
Depth	59 cm – 23 in
Weight	9 kg – 20 lb
Packaging	0,28 m <sup>3</sup>
Pieces for box	1

## Chips SL SG-65



Width	54 cm – 21 in
Height	87 cm – 34 in
Seat height	65 cm – 25,5 in
Depth	53 cm – 21 in
Weight	8 kg – 18 lb
Packaging	0,31 m <sup>3</sup>
Pieces for box	1

## Chips SL SG-80



Width	54 cm – 21 in
Height	102 cm – 40 in
Seat height	82 cm – 32 in
Depth	53 cm – 21 in
Weight	9 kg – 20 lb
Packaging	0,36 m <sup>3</sup>
Pieces for box	1

Struttura in multistrato con rivestimento in tessuto e base in metallo verniciato.

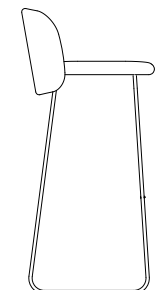


Upholstered ply wood shell and painted metal frame.

Indoor	
Metal frame	
Fabric	

Indoor	
Metal frame	
Fabric	

Indoor	
Metal frame	
Fabric	

### Metal base finishes




La collezione Chips prevede la variante SL con base a slitta in tondino di metallo nero opaco. La scocca è realizzata in multistrato di faggio e rivestita con tessuti in similpelle o velluto disponibili in un'ampia scelta di tonalità contemporanee oltre che in tessuti acrilici lavorati con nuovi effetti melange tono su tono. Tutti i rivestimenti sono ignifughi e facilmente pulibili. La collezione Chips SL oltre alla sedia prevede anche gli sgabelli con altezze rispettivamente di 65 cm e 80 cm.

The Chips collection includes the SL variant featuring a matt black metal sled base. The chairs have a multilayer beech frame, upholstered with faux leathers and velvets available in a wide range of fashionable hues, as well as acrylic melange fabrics conveying a trendy, ton sur ton look. All materials are fire retardant and easy to clean. As well as the chairs, the Chips SL collection also includes 65 cm and 80 cm high stools.

**Chips M imbottita con velluto  
Aida col. 712 cat. C.**

Chips M upholstered with  
Aida velvet col. 712 cat. C.



**Chips M imbottita con velluto  
Aida col. 900 cat. C base in  
metallo rame satinato.**

Chips M upholstered with  
Aida velvet col. 900 cat. C  
satin copper metal base.

## Chips S



Width	59 cm – 23 in
Height	78 cm – 30 in
Seat height	46 cm – 18 in
Depth	59 cm – 23 in
Weight	8.4 kg – 18.5 lb
Packaging	0.28 m <sup>3</sup>
Pieces for box	1

Indoor  
Faggio - Beech  
Fabric



## Chips SG-65



Width	54 cm – 21 in
Height	85 cm – 33 in
Seat height	65 cm – 25.5 in
Depth	53 cm – 21 in
Weight	7.8 kg – 17 lb
Packaging	0.30 m <sup>3</sup>
Pieces for box	1

Indoor  
Faggio - Beech  
Fabric



## Chips SG-80



Width	54 cm – 21 in
Height	98 cm – 38.5 in
Seat height	77 cm – 30 in
Depth	53 cm – 21 in
Weight	8.3 kg – 18 lb
Packaging	0.36 m <sup>3</sup>
Pieces for box	1

Indoor  
Faggio - Beech  
Fabric



Scocca in multistrato con rivestimento in tessuto e base in legno di faggio verniciato o laccato opaco.

Upholstered ply wood shell and polished or matt lacquered beech wood base.

La collezione Chips prevede anche la versione con la base in legno di faggio massello per uno stile di seduta più classico e naturale. L'essenza è disponibile sia con finitura verniciata che laccata opaca nella tinta del nero.

Le varianti, anche in questo caso, sono tre e prevedono la seduta con altezza regolare di 46 cm e gli sgabelli adatti sia a banconi da cucina, e quindi con altezza 65 cm, che da bar con altezza 80 cm.

The Chips collection also includes the version with a solid beech wood base for a more classic and natural style. Beech wood is available in both polished or matt lacquered finishes.

Also in this case there are three variants and they include a seat with a regular height of 46 cm and stools suitable both for kitchen counters, and therefore with a height of 65 cm, and for bars with a height of 80 cm.

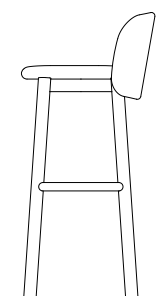


### Metal base finishes



lacquered black



faggio beech



Chips S imbottita con tessuto Opera col. 600 cat. C base in faggio naturale.

Chips S upholstered with fabric Opera col. 600 cat. C natural beech wood base.







Chips finishes

Fabric cat. A/B/C/D - COM  
Pag. 247



Chips S imbottita con velluto  
Aida col. 703 cat. C base in  
metallo ottone satinato.

Chips S upholstered with  
Aida velvet col. 703 cat. C  
satin brass base.

# Churros

La collezione Churros esprime e integra due concetti essenziali per una seduta contemporanea: la fruibilità d'uso e la modularità di composizione, rispondendo in modo completo alle evolute esigenze d'arredo in particolare del settore contract. Churros è realizzato con l'innovativo poliuretano Polyplus, per uso esterno, dalla texture liscia e morbida al punto da farsi apprezzare proprio per il suo aspetto soffice, confortevole e compatto pur mantenendo tutte le caratteristiche tecniche di resistenza agli agenti atmosferici e all'abrasione. A completare la collezione un piccolo ma funzionale tavolino con il piano in Corian, utile come supporto e per creare visivamente degli originali punti di interruzione sulla linea continua delle sedute.

The Churros collection expresses and integrates two essential concepts for contemporary seating: the ease of use and the modularity of composition, responding fully to the evolved furnishing needs, especially in the contract sector. Churros is made with the innovative Polyplus polyurethane, suitable for outdoor use, with a smooth and soft texture to the point of being appreciated precisely for its soft, comfortable and compact appearance while maintaining all the technical characteristics of resistance to atmospheric agents and abrasion. To complete the collection, a small but functional table with Corian top, which creates original breakpoint on the continuous line of the seating.



## Churros SX

## Churros DX

## Churros Table

Poliuretano Polyplus stampato ignifugo, bi-componente, impermeabile, resistente agli agenti atmosferici, igienico al 100%.  
Struttura tavolino in metallo verniciato bianco, piano in Corian.

Bi-component molded Polyplus polyurethane, fireproof, waterproof, weather resistant, 100% hygienic. White powder-coated steel frame, Corian table top.



Width	135 cm – 53 in
Seat height	44 cm – 17 in
Depth	46 cm – 18 in
Weight	13,5 kg – 28,5 lb
Packaging	0,44 m <sup>3</sup>
Pieces for box	1

Width	135 cm – 53 in
Seat height	44 cm – 17 in
Depth	46 cm – 18 in
Weight	13,5 kg – 28,5 lb
Packaging	0,44 m <sup>3</sup>
Pieces for box	1

Width	67 cm – 26 in
Table height	48 cm – 19 in
Depth	31 cm – 12 in
Weight	6 kg – 13 lb
Packaging	0,19 m <sup>3</sup>
Pieces for box	1

Outdoor  
Polyplus Soft



Outdoor  
Polyplus Soft



Outdoor  
Metal frame



### Finishes



red



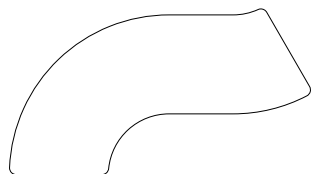
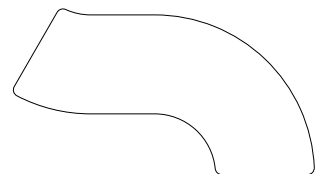
petroleum  
blue



yellow



mud




Poliuretano Polyplus per uso esterno, colore giallo. Tavolino in metallo verniciato bianco e piano in Corian.

Yellow Polyplus polyurethane, suitable for outdoor use. Small table with white painted frame and Corian top.

Churros in poliuretano giallo Polyplus, tavolino con piano in Corian.

Churros in yellow Polyplus polyurethane, small table with Corian top.





h

Churros finishes

Colors pag. 241



# Dogo



Roberto Paoli

## Dogo S



Width	51 cm – 20 in
Height	77 cm – 30 in
Seat height	46 cm – 18 in
Depth	54 cm – 21 in
Weight	6 kg – 13 lb
Packaging	0,28 m <sup>3</sup>
Pieces for box	2
Stackable	x 5

Indoor  
Polymer Baydur® 110  
Metal frame




## Dogo P



Width	58 cm – 23 in
Height	77 cm – 30 in
Seat height	46 cm – 18 in
Armrest height	65 cm – 25,5 in
Depth	54 cm – 21 in
Weight	7 kg – 15 lb
Packaging	0,36 m <sup>3</sup>
Pieces for box	2
Stackable	x 5

Indoor  
Polymer Baydur® 110  
Metal frame



Scocca in poliuretano ignifugo a iniezione e base in metallo verniciato.

Injection-molded flame retardant polyurethane shell and painted metal frame.

Dogo è una collezione di sedie impilabili realizzate in poliuretano rigido il cui design asciutto e deciso cela dietro una silhouette leggera, una seduta di grande robustezza. Un dettaglio cattura lo sguardo: le gambe sottili della base che si innestano direttamente sulla scocca, lasciandola come sospesa. Disponibile con o senza braccioli, Dogo viene presentata in due colori: antracite e bianco.


Dogo is a collection of stackable chairs made in rigid polyurethane with an essential design that hides a very strong seat behind a light silhouette. A detail catches the eye: the slender legs of the base that engage directly on the shell, leaving it as if suspended. With or without armrests, Dogo is available in two colors: anthracite and white.



### Finishes



anthracite



white



Dogo impilabile,  
fino a 5 pezzi.

Dogo is stackable  
up to 5 pieces.





Dogo finishes

Colors pag. 241





# Flora




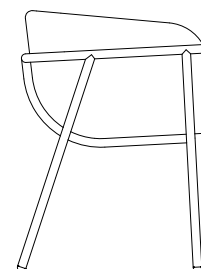
Studio Pastina

## Flora



Width	57 cm – 22 in
Height	76 cm – 30 in
Seat height	46 cm – 18 in
Depth	59 cm – 23 in
Weight	12,5 kg – 27,5 lb
Packaging	0,37 m <sup>3</sup>
Pieces for box	1


Indoor  
Metal frame  
Fabric



Flora è una poltroncina avvolgente e compatta, composta da una struttura in tubolare di metallo che abbraccia una scocca in poliuretano, rivestita in tessuto ignifugo. Flora si basa su volumi piani e regolari, smussati da curve leggere che ingentiliscono l'aspetto della seduta rendendola accogliente e confortevole. Un prodotto dinamico, la cui originalità si esprime al meglio nell'armonia tridimensionale delle linee che lo compongono e che ne rendono l'aspetto interessante da ogni punto di vista.

Flora is a cozy and compact armchair, composed of a tubular metal frame that embraces a polyurethane shell, covered in fireproof fabric. Flora is based on flat and regular volumes, smoothed by light curves which soften the appearance of the seat making it welcoming and comfortable. A dynamic product, whose originality is best expressed in the three-dimensional harmony of the lines that compose it and that make it look interesting from every point of view.

### Metal base finishes



Scocca in poliuretano ignifugo schiumato a freddo completamente rivestito. Base in metallo verniciato.

Fire retardant cold-cure polyurethane shell, fully upholstered. Powder coated steel frame.

Flora finishes

Fabric cat. A/B/C/D - COM  
Pag. 247

Flora imbottita con tessuto Galaxy col. 22 cat. D base in metallo colore antracite.

Flora upholstered with fabric Galaxy col. 22 cat. D anthracite painted metal base.



# Gotham



Dario Delpin

Gotham può sembrare una goccia, una fenditura lineare e slanciata, un taglio per la presa e l'ancoraggio oppure uno spiraglio da cui è possibile osservare attraverso. Gotham è nata così con quel suo segno grafico distinto e ben riconoscibile che nelle diverse versioni, ha assunto significati e funzioni diverse, rafforzano la sua identità senza mai apparire invadente. Nata nel 2010 dall'idea di Dario Delpin, questa seduta ha dimostrato di saper attraversare le mode del momento presentandosi di fatto sempre attuale senza mai tradire le proprie caratteristiche distintive: la delicata curva della sua sagoma, il segno grafico aggraziato e gentile e la sensazione avvolgente e accogliente della seduta. Concetti così semplici eppure non scontati che rendono questo elemento d'arredo originale pur essendo estremamente lineare, passepartout per diverse collocazioni e adatto ad ogni destinazione d'uso.

Gotham It may look like a raindrop, a slender linear cut, an opening for gripping and for anchoring or even a window from which you can look through. Gotham was born like this, with this distinct and recognizable graphic detail which, in different versions, takes on different meanings and functions, strengthening its identity without ever appearing excessive. Created in 2010 from an idea of Dario Delpin, it has proven to be able to stand strong against passing fashions by being always modern without ever betraying its distinctive features: the delicate curve of its silhouette, its graceful graphic detail and the feeling of snugness and coziness of the seat itself. Simple concepts, but never conventional, which make this piece of furniture completely original notwithstanding its extreme linearity, and make it suitable for any setting and for every purpose.



## Gotham S



Width	51 cm – 20 in
Height	80 cm – 31 in
Seat height	44 cm – 17 in
Depth	53 cm – 21 in
Weight	4.5 kg – 10 lb
Packaging	0.34 m <sup>3</sup>
Pieces for box	2
Stackable	x5

## Gotham P



Width	58 cm – 23 in
Height	80 cm – 31 in
Seat height	44 cm – 17 in
Armrest height	65 cm – 25.5 in
Depth	53 cm – 21 in
Weight	7 kg – 15 lb
Packaging	0.38 m <sup>3</sup>
Pieces for box	2
Stackable	x5

## Gotham SG-65



Width	41 cm – 16 in
Height	94 cm – 37 in
Seat height	65 cm – 25.5 in
Depth	53 cm – 21 in
Weight	5.5 kg – 12 lb
Packaging	0.26 m <sup>3</sup>
Pieces for box	1

## Gotham SG-80



Width	41 cm – 16 in
Height	109 cm – 43 in
Seat height	80 cm – 31.5 in
Depth	54 cm – 21 in
Weight	6 kg – 13 lb
Packaging	0.29 m <sup>3</sup>
Pieces for box	1

Indoor



Poliuretano Tech  
Metal frame

Indoor



Poliuretano Tech  
Metal frame

Indoor



Poliuretano Tech  
Metal frame

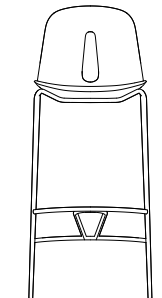
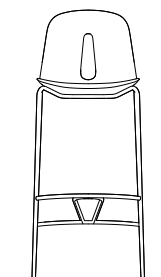
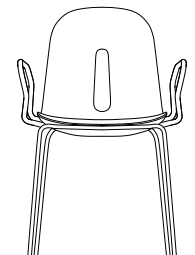
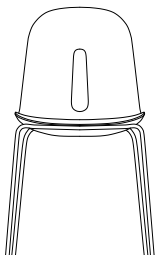
Indoor



Poliuretano Tech  
Metal frame



Poliuretano Tech  
Metal frame



Scocca in poliuretano rigido ignifugo. Base in metallo cromato o vernicato nero.

Rigid polyurethane shell fire retardant. Chrome or black steel frame.



## Gotham SL



Width	48 cm – 19 in
Height	80 cm – 31.5 in
Seat height	44 cm – 17 in
Depth	54 cm – 21 in
Weight	5,3 kg – 12 lb
Packaging	0,24 m <sup>3</sup>
Pieces for box	1

Indoor

Poliuretano Tech

Metal frame



## Gotham SL SG-65



Width	50 cm – 20 in
Height	96 cm – 38 in
Seat height	65 cm – 25.5 in
Depth	53 cm – 21 in
Weight	6,5 kg – 14 lb
Packaging	0,32 m <sup>3</sup>
Pieces for box	1

Indoor

Poliuretano Tech

Metal frame



## Gotham SL SG-80



Width	53 cm – 21 in
Height	110 cm – 43 in
Seat height	80 cm – 31.5 in
Depth	53 cm – 21 in
Weight	7 kg – 15 lb
Packaging	0,36 m <sup>3</sup>
Pieces for box	1

Indoor

Poliuretano Tech

Metal frame




Scocca in poliuretano rigido ignifugo. Fusto in metallo cromato, verniciato bianco o nero.

Rigid polyurethane shell fire retardant. Chrome, white or black steel frame.


La collezione Gotham Sled si distingue per la base a slitta in metallo cromato o verniciato bianco o nero. Questa variante contribuisce a slanciare il design del modello offrendo un'ottima stabilità di seduta.

The Gotham Sled collection stands out for its metal sled base, which can be either chromed or painted white or black. This variant contributes to giving slenderness to the design of the model, while offering excellent seat stability.

### Metal base finishes





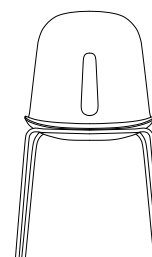
black



white



chrome





## Gotham SLI



Width	48 cm – 19 in
Height	80 cm – 31.5 in
Seat height	44 cm – 17 in
Depth	54 cm – 21 in
Weight	5.3 kg – 12 lb
Packaging	0.24 m <sup>3</sup>
Pieces for box	1

## Gotham SLI SG-65



Width	50 cm – 20 in
Height	96 cm – 38 in
Seat height	65 cm – 25.5 in
Depth	53 cm – 21 in
Weight	6.5 kg – 14 lb
Packaging	0.32 m <sup>3</sup>
Pieces for box	1

## Gotham SLI SG-80






Width	53 cm – 21 in
Height	110 cm – 43 in
Seat height	80 cm – 31.5 in
Depth	53 cm – 21 in
Weight	7 kg – 15 lb
Packaging	0.36 m <sup>3</sup>
Pieces for box	1




Scocca in poliuretano rigido ignifugo. Base in metallo cromato o verniciato nero.




Rigid polyurethane shell fire retardant. Chrome or black steel frame.

Altra caratteristica è la possibilità di rivestire la scocca con tessuti ignifughi o eco-pelle. In questo caso l'imbottitura accresce il comfort della seduta offrendo, anche, un'ulteriore possibilità di customizzazione del prodotto.



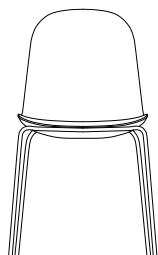

Another feature is the ability to cover the shell with flame-retardant fabrics or eco-leather. In this case the padding helps to increase the comfort of the seat while providing an additional possibility of customizing the product.

Indoor   
Metal frame   
Fabric 

Indoor   
Metal frame   
Fabric 

Indoor   
Metal frame   
Fabric 

### Metal base finishes



Gotham SLI scocca imbottita con tessuto Blazer CUZ1E cat. D base a slitta in metallo verniciato nero.

Gotham SLI upholstered shell with fabric Blazer CUZ1E cat. D black painted sled metal frame.

## Gotham W



Width	43 cm – 17 in
Height	82 cm – 32 in
Seat height	43 cm – 17 in
Depth	53 cm – 21 in
Weight	5 kg – 21 lb
Packaging	0,24 m <sup>3</sup>
Pieces for box	1

## Gotham W SG-65



Width	51 cm – 20 in
Height	98 cm – 38,5 in
Seat height	65 cm – 25,5 in
Depth	51 cm – 20 in
Weight	6,5 kg – 14 lb
Packaging	0,32 m <sup>3</sup>
Pieces for box	1

## Gotham W SG-80



Width	55 cm – 22 in
Height	111 cm – 44 in
Seat height	80 cm – 31,5 in
Depth	53 cm – 21 in
Weight	7,5 kg – 16,5 lb
Packaging	0,36 m <sup>3</sup>
Pieces for box	1

Base in legno di faggio verniciato oppure laccato bianco o nero, scocca in poliuretano rigido Tech.

Polished or matt lacquered beech wood base, rigid polyurethane Tech shell.

La collezione Gotham W si presenta con la base in legno di faggio verniciato naturale, noce, moka oppure laccato nero o bianco. Le finiture, in tutti i casi, sono disponibili nella variante opaca, estremamente calda e naturale.

L'abbinamento del poliuretano con il legno della base rende la seduta adatta ad ambienti intimi, come interni domestici o ristoranti che vogliono offrire un'atmosfera calda e accogliente. La scocca in Tech® garantisce una elevata praticità d'uso essendo molto resistente ai graffi, all'usura e facilmente pulibile.

The Gotham W collection has a base in beech wood varnished natural, walnut or moka, or lacquered black or white. Finishes, in all cases, come in matte, which looks extremely warm and natural.

The combination of polyurethane with the wood of the base makes these seats suitable even for intimate ambiances, such as home interiors or restaurants that want to offer a warm and welcoming atmosphere. The seat's body in Tech® is extremely user-friendly being very resistant to scratches and wear, and easy to clean.

Indoor



Poliuretano Tech  
Faggio - Beech

Indoor



Poliuretano Tech  
Faggio - Beech

Indoor



Poliuretano Tech  
Faggio - Beech

## Gotham WS



Width	43 cm – 17 in
Height	82 cm – 32 in
Seat height	43 cm – 17 in
Depth	53 cm – 21 in
Weight	5 kg – 21 lb
Packaging	0,24 m <sup>3</sup>
Pieces for box	1

## Gotham WS SG-65



Width	51 cm – 20 in
Height	98 cm – 38,5 in
Seat height	65 cm – 25,5 in
Depth	51 cm – 20 in
Weight	6,5 kg – 14 lb
Packaging	0,32 m <sup>3</sup>
Pieces for box	1

## Gotham WS SG-80



Width	55 cm – 22 in
Height	111 cm – 44 in
Seat height	80 cm – 31,5 in
Depth	53 cm – 21 in
Weight	7,5 kg – 16,5 lb
Packaging	0,36 m <sup>3</sup>
Pieces for box	1

Base in legno di faggio verniciato oppure laccato bianco o nero, scocca imbottita in tessuto oppure ecopelle.

Polished or matt lacquered beech wood base, upholstered shell with fabric or faux leather

Le scocche delle sedute sono proposte sia in poliuretano che in versione imbottita con rivestimento in tessuto o ecopelle. Anche in questo caso la collezione prevede gli sgabelli a doppia altezza di 65 e 80 cm.

The shell is available both in polyurethane and in the upholstered version with fabric or eco-leather. In this case as well, the collection includes stools of two possible heights, 65 and 80cm.

Indoor



Fabric  
Faggio - Beech

Indoor

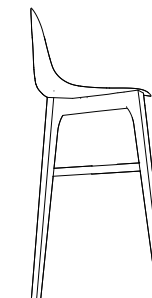
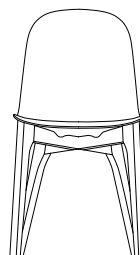
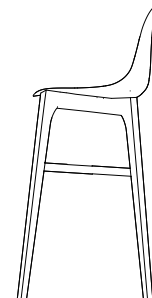
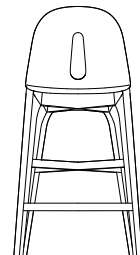
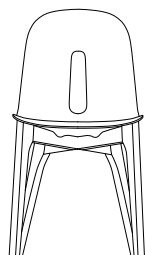


Fabric  
Faggio - Beech

Indoor



Fabric  
Faggio - Beech







Gotham finishes

Fabric cat. A/B/C/D - COM  
Pag. 242-247



Gotham W base in faggio naturale  
scocca in poliuretano bianco.

Gotham W natural beech wood  
base white polyurethane shell.

# Gotham Woody



Dario Delpin

Gotham Woody Sled è una elegante collezione di sedute, sgabelli e lounge con scocca in noce e base a slitta in metallo verniciato nero. Questa famiglia di varianti molto articolata, interpreta la scocca in chiave contemporanea accostando il pregio dell'essenza noce alle linee disinvolte e leggere del metallo. Arricchiscono ulteriormente l'intera gamma le versioni imbottite, realizzate con dettagli molto particolari. Il tessuto infatti, non solo impreziosisce e rende morbida la seduta, ma evidenzia il profilo stesso della scocca, sottolineando, con un sottile bordo in rilievo, il caratteristico dettaglio a goccia della Gotham.

Gotham Woody Sled is an elegant collection of chairs, stools and lounge chairs with a walnut shell and a black painted metal sled base. This highly articulated family of variants interprets the wooden shell in a contemporary way by combining the excellence of the walnut wood with the light and casual lines of the metal. The full range is further enriched by the upholstered variants, made with very exclusive details. The fabric not only enriches and softens the seat, but also highlights the whole profile, emphasizing, with a thin embossed edge, Gotham's characteristic raindrop detail.



# Gotham Woody SL



Width	44 cm – 17 in
Height	83 cm – 33 in
Seat height	47 cm – 18,5 in
Depth	53 cm – 21 in
Weight	4,5 kg – 10 lb
Packaging	0,24 m <sup>3</sup>
Pieces for box	1

# Gotham Woody SL-P



Width	52 cm – 21 in
Height	83 cm – 33 in
Seat height	47 cm – 18,5 in
Armrest height	64 cm – 25 in
Depth	53 cm – 21 in
Weight	7 kg – 15 lb
Packaging	0,28 m <sup>3</sup>
Pieces for box	1

# Gotham Woody SL SG-65









Width	41,5 cm – 16 in
Height	96 cm – 38 in
Seat height	67 cm – 26 in
Depth	50 cm – 20 in
Weight	5,5 kg – 12 lb
Packaging	0,26 m <sup>3</sup>
Pieces for box	1

# Gotham Woody SL SG-80






Width	41,5 cm – 16 in
Height	110 cm – 43 in
Seat height	82 cm – 32 in
Depth	54 cm – 21 in
Weight	6 kg – 13 lb
Packaging	0,29 m <sup>3</sup>
Pieces for box	1

Indoor   
 Noce - Walnut   
 Metal frame 

Indoor   
 Noce - Walnut   
 Metal frame 

Indoor   
 Noce - Walnut   
 Metal frame 

Indoor   
 Noce - Walnut   
 Metal frame 

# Gotham Woody SL-I



Width	44 cm – 17 in
Height	83 cm – 33 in
Seat height	47 cm – 18,5 in
Depth	53 cm – 21 in
Weight	4,5 kg – 10 lb
Packaging	0,24 m <sup>3</sup>
Pieces for box	1

# Gotham Woody SL-P-I



Width	52 cm – 21 in
Height	83 cm – 33 in
Seat height	47 cm – 18,5 in
Armrest height	64 cm – 25 in
Depth	53 cm – 21 in
Weight	7 kg – 15 lb
Packaging	0,28 m <sup>3</sup>
Pieces for box	1

# Gotham Woody SL SG-65-I











Width	41,5 cm – 16 in
Height	96 cm – 38 in
Seat height	67 cm – 26 in
Depth	50 cm – 20 in
Weight	5,5 kg – 12 lb
Packaging	0,26 m <sup>3</sup>
Pieces for box	1





# Gotham Woody SL SG-80-I









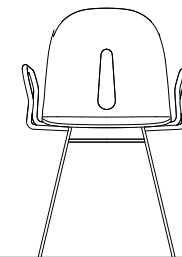



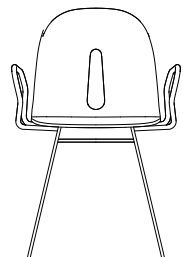

Width	41,5 cm – 16 in
Height	110 cm – 43 in
Seat height	82 cm – 32 in
Depth	54 cm – 21 in
Weight	6 kg – 13 lb
Packaging	0,29 m <sup>3</sup>
Pieces for box	1

Indoor   
 Noce - Walnut   
 Fabric   
 Metal frame 

Indoor   
 Noce - Walnut   
 Fabric   
 Metal frame 

Indoor   
 Noce - Walnut   
 Fabric   
 Metal frame 

Indoor   
 Noce - Walnut   
 Fabric   
 Metal frame 



Base a slitta in metallo  
verniciato nero, scocca  
in noce naturale.

Black painted sled metal  
base natural polished  
walnut shell.



Scocca in noce naturale  
imbottita in tessuto Opera  
col. 600 cat. C.

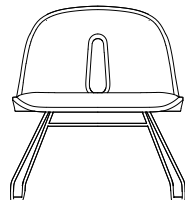
Natural polished walnut shell  
upholstered with fabric Opera  
col. 600 cat. C.

# Gotham Woody Lounge



Width	65 cm – 25.5 in
Height	72 cm – 28 in
Seat height	40 cm – 16 in
Depth	66 cm – 26 in
Weight	9 kg – 20 lb
Packaging	0.34 m <sup>3</sup>
Pieces for box	1

Indoor  
Outdoor  
Metal frame



Base a slitta in metallo verniciato nero, scocca in noce naturale imbottita con tessuto.

Black painted sled metal base, natural polished walnut shell upholstered with fabric.

## Gotham Woody S



Width	44 cm – 17 in
Height	83 cm – 33 in
Seat height	46 cm – 18 in
Depth	50 cm – 20 in
Weight	4,5 kg – 10 lb
Packaging	0,24 m <sup>3</sup>
Pieces for box	1

## Gotham Woody SG-65



Width	41,5 cm – 16 in
Height	95 cm – 37,5 in
Seat height	65 cm – 25,5 in
Depth	52 cm – 20,5 in
Weight	5,5 kg – 21 lb
Packaging	0,26 m <sup>3</sup>
Pieces for box	1

## Gotham Woody SG-80



Width	41,5 cm – 16 in
Height	110 cm – 43 in
Seat height	80 cm – 31,5 in
Depth	54 cm – 21 in
Weight	6 kg – 13 lb
Packaging	0,29 m <sup>3</sup>
Pieces for box	1

Base e scocca in frassino naturale oppure laccato opaco.

Natural or matt lacquered ash wood frame and shell.

La collezione Gotham Woody è realizzata interamente in essenza di frassino, con la scocca in multistrato e la base in massello.

The Gotham Woody collection is entirely made of ash, with a veneered shell and a solid wood base.

Indoor  
Frassino - Ash wood



Indoor  
Frassino - Ash wood



Indoor  
Frassino - Ash wood



## Gotham Woody S-I



Width	44 cm – 17 in
Height	83 cm – 33 in
Seat height	46 cm – 18 in
Depth	50 cm – 20 in
Weight	4,5 kg – 10 lb
Packaging	0,24 m <sup>3</sup>
Pieces for box	1

## Gotham Woody SG-65-I



Width	41,5 cm – 16 in
Height	95 cm – 37,5 in
Seat height	65 cm – 25,5 in
Depth	52 cm – 20,5 in
Weight	5,5 kg – 21 lb
Packaging	0,26 m <sup>3</sup>
Pieces for box	1

## Gotham Woody SG-80-I



Width	41,5 cm – 16 in
Height	110 cm – 43 in
Seat height	80 cm – 31,5 in
Depth	54 cm – 21 in
Weight	6 kg – 13 lb
Packaging	0,29 m <sup>3</sup>
Pieces for box	1

Base e scocca in frassino naturale oppure laccato opaco.

Natural or matt lacquered ash wood frame and shell.

In questa variante il segno distintivo del foro a goccia sullo schienale viene riproposto e valorizzato anche nella versione con rivestimento. In quest'ultimo caso si può ottenere un effetto dell'imbottitura a contrasto o in abbinamento con la struttura, per un risultato tono su tono.

In this variant, the distinctive raindrop cut in the backrest is visible and emphasized also in the upholstered version, which is particularly interesting because it gives the choice between a contrasting effect of the fabric or a colour combination with the structure for a completely coordinated tone on tone.






Indoor  
Frassino - Ash wood  
Fabric



Indoor  
Frassino - Ash wood  
Fabric



Indoor  
Frassino - Ash wood  
Fabric



Scocca in frassino laccato  
nero opaco.

Matt black lacquered  
ashwood shell.



Gotham Woody finishes

Fabric cat. A/B/C/D - COM  
Pag. 242-247



# Jujube



Antonio De Marco

Simone Fanciullacci

Jujube, è una gamma completa di sedute, divani, poltrone e poltroncine che si abbinano in molteplici soluzioni come un vero e proprio sistema modulare d'arredo. L'elemento decorativo che contraddistingue l'intera collezione è lo schienale in metallo con disegno a rete leggero e avvolgente. Estremamente flessibile nella sua componibilità, Jujube è molto eclettica anche nella varietà delle finiture. I materiali sono realizzati per la destinazione in outdoor come la verniciatura zincata, tuttavia, la ricerca materica così originale e raffinata, fanno della collezione Jujube un complemento d'arredo anche per l'interno con la trapunta imbottita e l'ampia gamma di tessuti colorati che si adattano a diversi stili di interior design.

Jujube is a seating system consisting of modular elements which are combined each other to realize different types of seats. The tubular backrest, designed with metal rods, is the decorative element that characterize this collection, realized with materials and finishes resistant to weathering. The materials and finishes are fit for both the outdoor and the indoor use, because of the galvanized coating, the laminated larch, the weaving in nautical rope and the UV tested fabric, and resistant to humidity. The selection of refined and original materials, make the Jujube collection an authentic piece of furniture also for the indoor use, with the padded back and the wide range of colorful fabrics that adapt to different styles of interior design.





# Jujube SP



Width	56 cm – 22 in
Height	76 cm – 30 in
Seat height	44 cm – 17 in
Depth	54 cm – 21 in
Weight	9,5 kg – 21 lb
Packaging	0,28 m <sup>3</sup>
Pieces for box	1

# Jujube SP-A



Width	56 cm – 22 in
Height	76 cm – 30 in
Seat height	44 cm – 17 in
Depth	54 cm – 21 in
Weight	10 kg – 22 lb
Packaging	0,28 m <sup>3</sup>
Pieces for box	1

# Jujube SP-B



Width	56 cm – 22 in
Height	76 cm – 30 in
Seat height	44 cm – 17 in
Depth	54 cm – 21 in
Weight	12 kg – 26 lb
Packaging	0,28 m <sup>3</sup>
Pieces for box	1

Struttura in acciaio verniciato a polveri per uso esterno. Disponibile anche con cuscini imbottiti per seduta e schienale.

Power coated steel frame, for outdoor use. Available also with upholstered cushions.

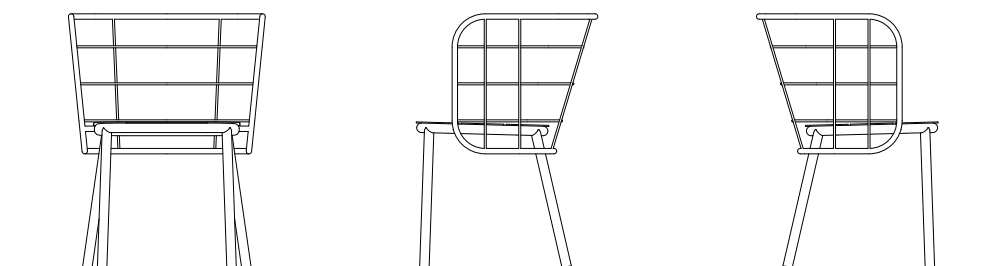
- Indoor
- Outdoor
- Metal frame

- Indoor
- Outdoor
- Metal frame

- Indoor
- Outdoor
- Metal frame

## Metal base finishes

- satin anthracite
- satin sand
- yellow
- blue



# Jujube SG



Width	58 cm – 23 in
Height	98 cm – 38,5 in
Seat height	72 cm – 28,5 in
Depth	55 cm – 22 in
Weight	11 kg – 24 lb
Packaging	0,36 m <sup>3</sup>
Pieces for box	1

# Jujube SG-A



Width	58 cm – 23 in
Height	98 cm – 38,5 in
Seat height	76 cm – 30 in
Depth	55 cm – 22 in
Weight	11,5 kg – 25 lb
Packaging	0,36 m <sup>3</sup>
Pieces for box	1

# Jujube SG-B



Width	58 cm – 23 in
Height	98 cm – 38,5 in
Seat height	76 cm – 30 in
Depth	55 cm – 22 in
Weight	12,5 kg – 27,5 lb
Packaging	0,36 m <sup>3</sup>
Pieces for box	1

Struttura in acciaio verniciato a polveri per uso esterno. Disponibile anche con cuscini imbottiti per seduta e schienale.

Power coated steel frame, for outdoor use. Available also with upholstered cushions.

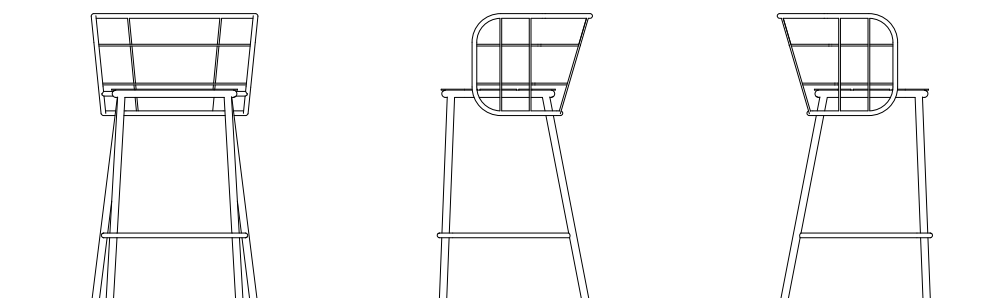
- Indoor
- Outdoor
- Metal frame

- Indoor
- Outdoor
- Metal frame

- Indoor
- Outdoor
- Metal frame

## Metal base finishes

- satin anthracite
- satin sand





# Jujube SP-INT



Width	58 cm – 23 in
Height	76 cm – 30 in
Seat height	46 cm – 18 in
Depth	54 cm – 21 in
Weight	11 kg – 24 lb
Packaging	0,28 m <sup>3</sup>
Pieces for box	1

Indoor  
Outdoor  
Metal frame



# Jujube SG-INT



Width	58 cm – 23 in
Height	98 cm – 38,5 in
Seat height	76 cm – 30 in
Depth	55 cm – 22 in
Weight	12,5 kg – 28 lb
Packaging	0,36 m <sup>3</sup>
Pieces for box	1

Indoor  
Outdoor  
Metal frame



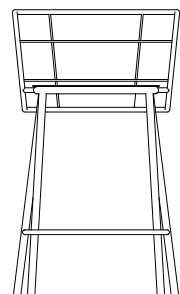

Struttura in acciaio verniciato a polveri per uso esterno. Schienale intrecciato con corda marina.

Power coated steel frame, for outdoor use. Interwoven back with marine rope.



### Metal base finishes

-  satin anthracite
-  satin sand





Jujube SG-INT struttura in metallo verniciato antracite, sedile imbottito con tessuto Vortice Nattè col. 604 cat. C per uso esterno, corda marina Giotto nr. 3.

Jujube SG-INT anthracite powder coated metal frame, upholstered seat with fabric Vortice Nattè col. 604 cat. C for outdoor use, marine rope Giotto no. 3.

Divano due posti Jujube D, struttura in metallo verniciato antracite con tavole in legno di larice verniciato naturale, cuscini imbottiti con velluto Ambiente col. 517 per uso esterno.

Two-seater sofa Jujube D, anthracite powder coated metal frame with natural polished larch boards, upholstered cushions with Ambiente velvet col. 517 for outdoor use.



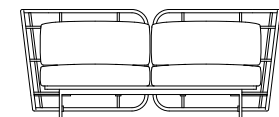


## Jujube D



Width	197 cm – 77,5 in
Height	83,5 cm – 33 in
Seat height	43 cm – 17 in
Depth	92,5 cm – 36 in
Weight	57 kg – 125 lb
Packaging	1,5 m <sup>3</sup>
Pieces for box	1x2c

Indoor  
Outdoor  
Metal frame

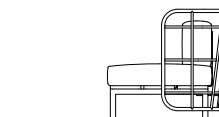


## Jujube D-INT



Width	197 cm – 77,5 in
Height	83,5 cm – 33 in
Seat height	43 cm – 17 in
Depth	92,5 cm – 36 in
Weight	69 kg – 152 lb
Packaging	1,5 m <sup>3</sup>
Pieces for box	1x2c

Indoor  
Outdoor  
Metal frame



Struttura in acciaio verniciato a polveri per uso esterno, con cuscini imbottiti e tavole in legno di larice. Disponibile anche con schienale intrecciato.

Powder coated steel frame, for outdoor use, with upholstered cushions and larch wooden boards. Also available with interwoven back with marine rope.



### Metal base finishes



## Jujube P-SX



Width	105 cm – 41 in
Height	83,5 cm – 33 in
Seat height	44 cm – 17 in
Depth	92,5 cm – 36 in
Weight	29 kg – 64 lb
Packaging	0,75 m <sup>3</sup>
Pieces for box	1

## Jujube P-DX



Width	105 cm – 41 in
Height	83,5 cm – 33 in
Seat height	44 cm – 17 in
Depth	92,5 cm – 36 in
Weight	29 kg – 64 lb
Packaging	0,75 m <sup>3</sup>
Pieces for box	1

## Jujube P-INT SX









Width	105 cm – 41 in
Height	83,5 cm – 33 in
Seat height	44 cm – 17 in
Depth	92,5 cm – 36 in
Weight	35 kg – 77 lb
Packaging	0,75 m <sup>3</sup>
Pieces for box	1




## Jujube P-INT DX






Width	105 cm – 41 in
Height	83,5 cm – 33 in
Seat height	44 cm – 17 in
Depth	92,5 cm – 36 in
Weight	35 kg – 77 lb
Packaging	0,75 m <sup>3</sup>
Pieces for box	1

Indoor   
 Outdoor   
 Metal frame 

Indoor   
 Outdoor   
 Metal frame 

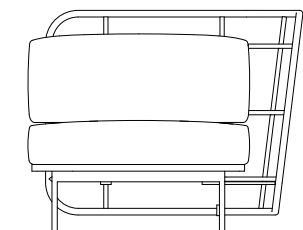
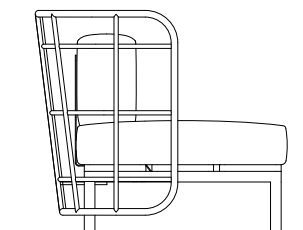
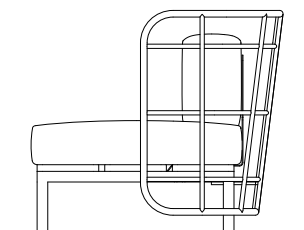
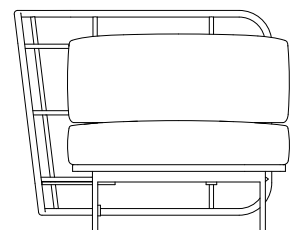
Indoor   
 Outdoor   
 Metal frame 

Indoor   
 Outdoor   
 Metal frame 



Poltrona Jujube P-INT DX struttura in metallo verniciato antracite con tavole in legno di larice verniciato naturale, cuscini imbottiti con tessuto Vortice Nattè col. 517 per uso esterno, schienale intrecciato con corda marina Giotto nr. 8.

Armchair Jujube P-INT DX, anthracite powder coated metal frame with natural polished larch boards, upholstered cushions with fabric Vortice Nattè col. 517 for outdoor use, woven back with marine rope Giotto no. 8.





Jujube finishes

Fabric cat. A/B/C/D - COM  
Pag. 243-247





New product

# Klot



AM Studio

Klot è una collezione di sedute in metallo caratterizzate dall'intreccio con corda nautica, disegnata dallo studio AM. La forma è avvolgente e leggera, ideale per esterni di bar e ristoranti dallo stile contemporaneo e raffinato. La collezione si completa anche con gli sgabelli per un coordinato perfetto. Il fusto è in due colorazioni: antracite e sabbia. Particolare attenzione è riservata all'abbinamento con le corde, anch'esse ispirate alle tinte naturali del grigio e del blu. Vi sono anche le varianti melange sui toni del blu e del beige da abbinarsi al fusto per un effetto tono su tono o a contrasto per evidenziare maggiormente la finitura ad intreccio.

Klot is a collection of metal seats characterized by the weaving with nautical rope, designed by AM studio. The shape is enveloping and light, ideal for exteriors of bars and restaurants with a contemporary and refined style. The collection is also completed with stools for a perfect coordinate. The frame is available in two colors: anthracite and sand. Particular attention is paid to the combination with the ropes, also inspired by the natural shades of gray and blue. There are also melange variants in shades of blue and beige to be combined with the frame for a tone-on-tone or contrasting effect to further highlight the weave finish.



# Klot SP



Width	61 cm – 24 in
Height	80 cm – 31.5 in
Seat height	46 cm – 18 in
Armrest height	63.5 cm – 25 in
Depth	56 cm – 22 in
Weight	6.2 kg – 13.5 lb
Packaging	0.36 m <sup>3</sup>
Pieces for box	1

Outdoor  
Metal frame



# Klot SG



Width	61 cm – 24 in
Height	99 cm – 38 in
Seat height	70 cm – 27 in
Armrest height	84 cm – 33 in
Depth	57 cm – 22.5 in
Weight	7.7 kg – 17 lb
Packaging	0.38 m <sup>3</sup>
Pieces for box	1

Outdoor  
Metal frame



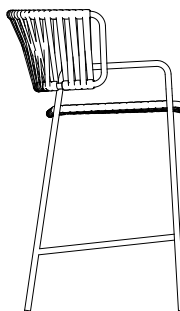

Struttura in metallo verniciato a polveri per uso esterno, antracite o sabbia. Intreccio fatto a mano con corda marina.

Powder coated metal structure for outdoor use, anthracite or sand. Handmade weaving with marine rope.



### Metal base finishes

-  satin anthracite
-  satin sand





Struttura in metallo verniciato a polveri colore sabbia, intreccio fatto a mano con corda marina Giotto 6.

Sand color powder-coated metal structure, hand-woven with Giotto 6 marine rope..



New product


# Millie



Studio Pastina

Un effetto multi righe leggero creato da cordini sottili è il tema decorativo della collezione Milly disegnata dallo studio Pastina per le nuove proposte Chairs & More da esterno. Le sedute sono ispirate agli anni 70 con scelte di colore naturali come il sabbia e il grigio antracite in abbinamento alle corde grigio chiaro o scuro, marrone o blu midnight.

A light multi-striped effect created by thin cords is the decorative theme of the Milly collection designed by the Pastina studio for the new Chairs & More outdoor collection. The seats are inspired by the 70s with natural color choices such as sand and anthracite in combination with light or dark gray, brown or midnight blue ropes.



## Millie SP



Width	53 cm – 21 in
Height	76 cm – 30 in
Seat height	49 cm – 19 in
Armrest height	72 cm – 28.5 in
Depth	57 cm – 22.5 in
Weight	6 kg – 13 lb
Packaging	0.28 m <sup>3</sup>
Pieces for box	1

Outdoor  
Metal frame  
Fabric



## Millie SG 65



Width	46 cm – 18 in
Height	77 cm – 30.5 in
Seat height	68 cm – 27 in
Depth	44 cm – 17.5 in
Weight	5.6 kg – 12.5 lb
Packaging	0.26 m <sup>3</sup>
Pieces for box	1

Outdoor  
Metal frame  
Fabric



## Millie SG 80



Width	46 cm – 18 in
Height	91 cm – 36 in
Seat height	82 cm – 32 in
Depth	55 cm – 21.5 in
Weight	6 kg – 13 lb
Packaging	0.29 m <sup>3</sup>
Pieces for box	1

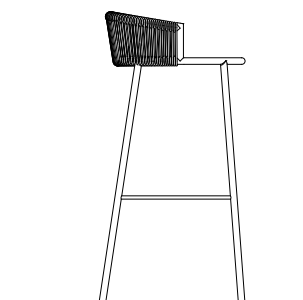
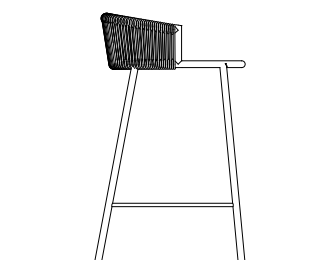
Outdoor  
Metal frame  
Fabric



Struttura in metallo verniciato a polveri per uso esterno, antracite o sabbia. Intreccio fatto a mano con corda marina. Sedile imbottito con tessuto per uso esterno.

Powder coated metal structure for outdoor use, anthracite or sand. Handmade weaving with marine rope. Upholstered seat with fabric for outdoor use.

### Metal base finishes





Millie SG-65 struttura in metallo verniciato a polveri per uso esterno, colore antracite. Intreccio fatto a mano con corda marina colore antracite. Sedile imbottito con tessuto Vortice Nattè 604 cat. C.



Millie SG-65 powder coated metal frame for outdoor use, anthracite color. Handmade weaving with anthracite marine rope. Upholstered seat with fabric Vortice Nattè 604 cat. C.

Millie SG-65 struttura in metallo verniciato a polveri per uso esterno, colore sabbia. Intreccio fatto a mano con corda marina colore marrone. Sedile imbottito con tessuto Break 16 cat. B.

Millie SG-65 powder coated metal frame for outdoor use, sand color. Handmade weaving with brown marine rope. Upholstered seat with fabric Break 16 cat. B.







Millie SP struttura in metallo verniciato a polveri per uso esterno, colore sabbia. Intreccio fatto a mano con corda marina colore blu midnight. Sedile imbottito con tessuto Break 14 cat. B.

Millie SP powder coated metal frame for outdoor use, sand color. Handmade weaving with midnight blue marine rope. Upholstered seat with fabric Break 14 cat. B.



# Mousse



Tommaso Caldera

Morbida, soffice e dolce come le sue forme, Mousse è una seduta golosa che attira a sé l'attenzione e soddisfa il palato di chi apprezza i sapori nuovi ma senza rinunciare alla tradizione. Ideata dal gusto fresco e creativo di Tommaso Caldera, la seduta Mousse rivisita, in chiave contemporanea, lo stile classico della poltrona da living adatta a interni residenziali come a bistrò e ambienti lounge. La collezione, infatti, si articola in due varianti che si abbinano in modo armonioso ed equilibrato: la Mousse SP, più alta e contenuta, e la versione Mousse P avvolgente e adatta a zone relax e waiting hall. Entrambe le sedute, dal sapore lievemente retrò, si apprezzano anche per il particolare abbinamento di tessuti che possono prevedere gli interni in una tinta differente dagli esterni e la possibilità di comporre la seduta con materiali diversi come la stoffa ignifuga e l'ecopelle, ingredienti anche questi indispensabili per personalizzare in modo creativo e unico la propria Mousse.

Soft, pliable and as sweet as its shapes, Mousse is a delight for the eye, a luscious seat that tickles the palate of whoever appreciates new flavours without forsaking tradition. The fruit of Tommaso Caldera's fresh, innovative style, Mousse adopts a more contemporary approach to revisit the classic living room armchair, resulting in a seat that is ideal for both homes and public areas such as bistros and lounges. The collection consists of two variants that can complement each other in a graceful and harmonious fashion: Mousse SP is a more upright, slender seat, whereas Mousse P is more enveloping, and therefore ideal for relaxation areas and waiting halls. Both models, elegant with a hint of retro, come in a wide array of furnishing fabrics, which can be combined to create seats juxtaposing two shades of colour at the front and back and sides, respectively, or even different types of material, including fire retardant fabric and eco-leather. This rich variety of ingredients is the key to customising one's Mousse in a creative and unique fashion.





## Mousse SP Mousse P



Width	63 cm – 25 in
Height	72 cm – 28 in
Seat height	47 cm – 18.5 in
Depth	53 cm – 21 in
Weight	10 kg – 22 lb
Packaging	0.28 m <sup>3</sup>
Pieces for box	1



Width	77 cm – 30 in
Height	71 cm – 28 in
Seat height	41 cm – 16 in
Depth	68 cm – 27 in
Weight	22 kg – 48.5 lb
Packaging	0.42 m <sup>3</sup>
Pieces for box	1

Base in legno di faggio verniciato naturale o laccato opaco bianco o nero. Rivestimento in tessuto o ecopelle.

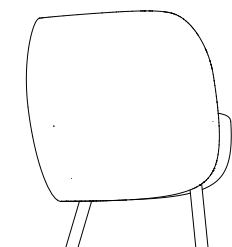

Polished or matt lacquered black or white beech wood base. Upholstered shell with fabric or eco-leather.



Indoor  
Faggio-Beech  
Fabric



Indoor  
Faggio-Beech  
Fabric





Mousse finishes

Fabric cat. A/B/C/D - COM  
Pag. 247



New finishes

# Moyo



Antonio De Marco

Simone Fanciullacci

Moyo è una seduta per esterno realizzata in metallo. La forma è affidata ad un unico segno, una linea che per tutto il suo percorso, rimane identica a se stessa e senza interruzioni dà origine ad una seduta dal sapore primordiale, morbido, quasi materno. Anche i colori materici e naturali comunicano l'idea di leggerezza e comfort avvolgente. Moyo è proposta nella versione in metallo e in quella con intreccio in corda nautica che rende la seduta molto comoda ed elegante.

Moyo is an outdoor chair made in metal. The shape is obtained by a single sign, a unique line that seamlessly creates a primordial seat, soft almost maternal. Even the material and natural colors evoke ancestral feelings and communicate in an elementary way the idea of lightness and enveloping comfort. Moyo is proposed in the metal version and with nautic rope weaving which make able seat very comfortable and elegant.



# Moyo

# Moyo INT

Struttura in acciaio verniciato a polveri per uso esterno. Disponibile schienale e sedile intrecciati con corda marina.

Powder coated steel frame for outdoor use. Available interwoven back and seat with marine rope.



Width	60 cm – 24 in
Height	85 cm – 33 in
Seat height	45.5 cm – 18 in
Armrest height	69 cm – 27 in
Depth	54 cm – 21 in
Weight	6 kg – 13 lb
Packaging	0.36 m <sup>3</sup>
Pieces for box	3
Stackable	x5

Width	60 cm – 24 in
Height	85 cm – 33 in
Seat height	45.5 cm – 18 in
Armrest height	69 cm – 27 in
Depth	54 cm – 21 in
Weight	7 kg – 15 lb
Packaging	0.36 m <sup>3</sup>
Pieces for box	3
Stackable	x5




Indoor  
Outdoor  
Metal frame



Indoor  
Outdoor  
Metal frame



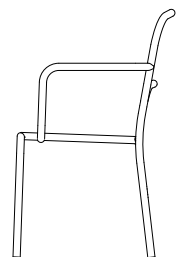

### Metal base finishes



satin anthracite



satin sand



Moyo è impilabile,  
fino a 5 pezzi.

Moyo is stackable  
up to 5 pieces.







# Nube



Roberto Paoli

Uno spirito informale, estroso, quasi ironico è quello che ispira la collezione Nube: una collezione articolata di sedute e sgabelli disegnati da Roberto Paoli e realizzati con un particolare poliuretano morbido che funge quasi da imbottitura. Il design è anch'esso sinuoso con le linee curve e tondeggianti dello schienale e il sedile molto simile a un cuscino in tessuto ma più pratico in quanto realizzato in Freeform e quindi resistente ai graffi, facilmente pulibile e ignifugo.

Le basi sono di tre tipi, oltre alle versioni in metallo a 4 gambe: Nube S e a slitta laNube SL, è proposta anche la versione Nube W molto particolare con basamento in faggio naturale tornito che sottolinea ancora di più lo stile anni Settanta evocato dalla collezione. Nube è disponibile in 5 diverse colorazioni: Black, White, Mud, Yellow e Red.

An informal, whimsical, almost ironic spirit seems to transpire from Nube, a comprehensive collection of chairs and stools designed by Roberto Paoli. The material employed is soft polyurethane, mimicking upholstery to perfection. The design is very sinuous, characterised by the rounded curves of its back, and a seat that has all the advantages of padding without its drawbacks. This latter element is made in Freeform, a fire-proof, scratch-resistant material that is also extremely easy to clean. Three types of bases are available: Nube S is endowed with metal legs, Nube SL has a sled base, and the most striking version of all Nube W has rounded beech sheaths fitted over its metal legs, a feature that strongly enhances the Seventies look evoked by this collection. Nube is available in five different colours: Black, White, Mud, Yellow and Red.



## Nube S



Width	44 cm – 17 in
Height	78 cm – 31 in
Seat height	46 cm – 18 in
Depth	51 cm – 20 in
Weight	7.5 kg – 16.5 lb
Packaging	0.24 m <sup>3</sup>
Pieces for box	1

## Nube SG-65



Width	40 cm – 16 in
Height	87 cm – 34 in
Seat height	65 cm – 25.5 in
Depth	48 cm – 19 in
Weight	7.5 kg – 16.5 lb
Packaging	0.26 m <sup>3</sup>
Pieces for box	1

## Nube SG-80






Width	40 cm – 16 in
Height	102 cm – 40 in
Seat height	80 cm – 31 in
Depth	50 cm – 20 in
Weight	8 kg – 18 lb
Packaging	0.29 m <sup>3</sup>
Pieces for box	1




Scocca in poliuretano Freeform ignifugo e morbido. Base in metallo verniciato bianco o nero.




Soft and fire retardant Freeform polyurethane shell and black or white metal frame.

Adatta ad ambienti contemporanei e retrò, la seduta Nube, con la sua forma ergonomica e il design accattivante, si colloca in molte destinazioni contract e residenziali che puntano a personalizzare gli ambienti ricorrendo a dettagli d'arredo originali e autentici.





Designed for contemporary and retro environments, Nube seats, with their ergonomic shape and captivating charm, are ideal for both private homes and those hotel or restaurant lounges where original, if not unique items of furniture skilfully convey an extra touch of personality.

Indoor  Poliuretano Freeform  Metal frame 

Indoor  Poliuretano Freeform  Metal frame 

Indoor  Poliuretano Freeform  Metal frame 

### Finishes



## Nube SL



Width	44 cm – 17 in
Height	78 cm – 31 in
Seat height	46 cm – 18 in
Depth	51 cm – 20 in
Weight	8.8 kg – 20 lb
Packaging	0.24 m <sup>3</sup>
Pieces for box	1

## Nube SL SG-65



Width	41 cm – 16 in
Height	87 cm – 34 in
Seat height	65 cm – 25.5 in
Depth	49 cm – 19 in
Weight	9 kg – 20 lb
Packaging	0.26 m <sup>3</sup>
Pieces for box	1




## Nube SL SG-80









Width	42.5 cm – 17 in
Height	102 cm – 40 in
Seat height	80 cm – 31 in
Depth	50 cm – 20 in
Weight	10 kg – 22 lb
Packaging	0.29 m <sup>3</sup>
Pieces for box	1

Scocca in poliuretano Freeform ignifugo e morbido. Base in metallo verniciato bianco o nero.

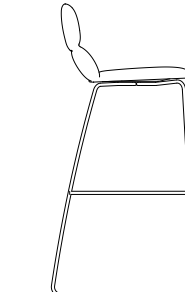
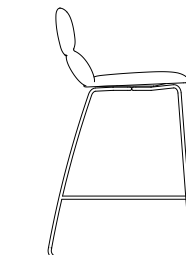

Soft and fire retardant Freeform polyurethane shell and black or white metal frame.

Indoor  Poliuretano Tech  Metal frame 

Indoor  Poliuretano Tech  Metal frame 

Indoor  Poliuretano Tech  Metal frame 

### Metal base finishes







## Nube W



Width	44 cm – 17 in
Height	78 cm – 31 in
Seat height	46 cm – 18 in
Depth	51 cm – 20 in
Weight	8 kg – 18 lb
Packaging	0,24 m <sup>3</sup>
Pieces for box	1

Indoor  
Poliuretano Freeform  
Faggio - Beech



## Nube W SG-65



Width	40 cm – 16 in
Height	87 cm – 34 in
Seat height	65 cm – 25,5 in
Depth	48 cm – 19 in
Weight	8 kg – 18 lb
Packaging	0,26 m <sup>3</sup>
Pieces for box	1

Indoor  
Poliuretano Freeform  
Faggio - Beech



## Nube W SG-80



Width	40 cm – 16 in
Height	102 cm – 40 in
Seat height	80 cm – 31 in
Depth	50 cm – 20 in
Weight	8,5 kg – 19 lb
Packaging	0,29 m <sup>3</sup>
Pieces for box	1

Indoor  
Poliuretano Freeform  
Faggio - Beech



Scocca in poliuretano Freeform ignifugo e morbido. Gambe in legno di faggio verniciato naturale oppure laccato opaco nero o bianco.


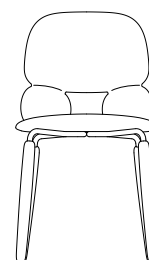
Soft and fire retardant Freeform polyurethane shell and natural polished or matt lacquered black or white beech wood legs.

L'abbinamento dell'essenza del faggio e del metallo impreziosisce e connota questa variante W della collezione Nube. Il legno è disponibile sia con finitura naturale che laccata opaca in nero o bianco, quindi in contrasto o in abbinamento con il tondino di metallo.

I materiali si innestano armoniosamente sia alla base della seduta che nel poggiatesta degli sgabelli con accurati dettagli di lavorazione che valorizzano l'intera estetica della seduta.

The combination of beech wood and metal embellishes and characterizes this variant of the Nube collection. The wooden parts come with either a natural finish or varnished matt black or white, so as to effectively contrast or match the metal frame of the leg.


The various parts, footrest included, are elegantly joined together, and these well-crafted details contribute to the overall eye-catching aesthetics of Nube W.





Nube finishes

Colors  
Pag. 243



New product

# Pampa



Studio Pastina

Allegramente stravagante nelle proporzioni, Pampa è una collezione di sedute e sgabelli dal fascino insolito e delicato. Accoglienti nel disegno oversize dello schienale imbottito, unito ad una sottile struttura in metallo e una seduta soffice, le sedute Pampa interpretano con fantasia e delicatezza le esigenze di ogni ambiente. Linearità e iconografia si fondono in un gioco di proporzioni. L'armonia filiforme della struttura è sbilanciata da uno schienale tondeggiante e generoso che diventa l'elemento distintivo della collezione. Il risultato è una serie di sedute iconiche e vagamente stravaganti che rievocano gli affascinanti segni grafici delle pitture rupestri e gli affreschi delle antiche civiltà del mediterraneo. Con le sue forme accoglienti, il suo profilo contemporaneo e i rivestimenti colorati in tessuti ecologici, la collezione Pampa è dedicata al comfort in ogni scenario del vivere contemporaneo.

Gleefully extravagant in its proportions, Pampa is a collection of chairs and stools with an unusual and delicate charm. Welcoming in the oversized design of the upholstered backrest, combined with a thin metal structure and a soft seat, the Pampa chairs interpret the needs of any environment with imagination and delicacy. Linearity and iconography come together in a game of proportions. The filiform harmony of the structure is unbalanced by a rounded and generous back which becomes the distinctive element of the collection. The result is a series of iconic and vaguely extravagant seats that evoke the fascinating graphic signs of rock paintings and frescoes of ancient Mediterranean civilizations. With its welcoming shapes, its contemporary profile and colored upholstery in recycled fiber fabrics, the Pampa collection is dedicated to comfort in every scenario of contemporary living.



## Pampa S



Width	63 cm – 25 in
Height	81 cm – 32 in
Seat height	48 cm – 19 in
Depth	55 cm – 21 in
Weight	8 kg – 17.5 lb
Packaging	0.31 m <sup>3</sup>
Pieces for box	1

Indoor  
Metal frame



## Pampa SG-65



Width	56 cm – 22 in
Height	89 cm – 35 in
Seat height	65 cm – 25.5 in
Depth	53 cm – 21 in
Weight	8.8 kg – 19.5 lb
Packaging	0.34 m <sup>3</sup>
Pieces for box	1

Indoor  
Metal frame



## Pampa SG-80



Width	56 cm – 22 in
Height	105 cm – 41.5 in
Seat height	81 cm – 32 in
Depth	53 cm – 21 in
Weight	9.5 kg – 21 lb
Packaging	0.29 m <sup>3</sup>
Pieces for box	1

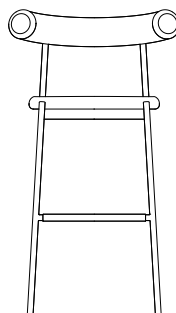
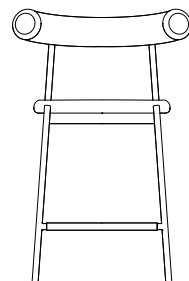


Indoor  
Metal frame



Struttura in metallo verniciato nero, bianco oppure rosso mattone. Sedile e schienali imbottiti in tessuto.

Black, white or brick red painted metal frame. Upholstered seat and back with fabric.

### Metal base finishes



Struttura in metallo verniciato nero, imbottita con tessuto Norfolk 7069.09 Cat. C, 100% PL riciclato.

Black painted metal frame, upholstered with fabric Norfolk 7069.09 Cat. C, 100% recycled PL.

Struttura in metallo verniciato  
nero, imbottita con tessuto  
Avon 7068.12 Cat. B,  
100% PL riciclato.

Black painted metal frame,  
upholstered with fabric Avon  
7068.12 Cat. B, 100%  
recycled PL.











Pampa finishes

Fabric cat. A/B/C/D - COM  
Pag. 244-247



# So-pretty



Dario Delpin


Eclettica, dinamica ed estremamente comoda, la poltroncina So-pretty cattura l'attenzione per il suo design morbido e sinuoso. Sono diversi gli ambiti di collocazione di questa seduta che compatta e avvolgente può trovare spazio sia in aree attese, in sale ristorante e in zone living residenziali o uffici. La poltroncina ha struttura in acciaio rivestita in poliuretano schiumato a freddo ed è foderata con tessuti di vari colori.

Eclectic, dynamic and extremely comfortable, the So-pretty armchair catches the attention for its soft and sinuous design. There are several areas of location for this compact and enveloping armchair that can find space both in waiting areas, in restaurants and in living or office areas. The armchair has a steel frame entirely moulded with cold-cure polyurethane, upholstered with different fabrics.



Imbottita in tessuto Blazer cat.  
D col. CUZ28

Upholstered with fabric Blazer  
cat. D col. CUZ28

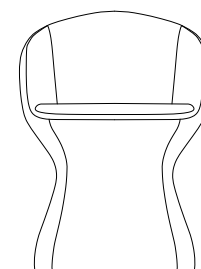


## So-pretty



Width	56 cm – 22 in
Height	75 cm – 29.5 in
Seat height	48 cm – 19 in
Depth	59 cm – 23 in
Weight	16.5 kg – 36 lb
Packaging	0.28 m <sup>3</sup>
Pieces for box	1

Indoor



Struttura in acciaio e  
poliuretano ignifugo  
schiumato a freddo.

Steel frame moulded in  
fire retardant cold-cure  
polyurethane.





So-pretty finishes

Fabric cat. A/B/C/D - COM  
Pag. 247



# Tamburo

La collezione di tavolini Tamburo, disegnata da Antonio De Marco, è caratterizzata dalla combinazione di diversi materiali che ne fanno un oggetto adatto all'arredo di spazi outdoor oppure indoor. La struttura è in acciaio verniciato a polveri in colore antracite e si adatta perfettamente al piano in HPL disponibile in diverse tinte. L'intreccio è fatto a mano con corda marina resistente alle intemperie e ai raggi UV. L'abbinamento di diversi colori di filato ha permesso la realizzazione di una corda dai toni mélange prodotta in esclusiva per Chairs & More.

The Tamburo coffee tables collection, designed by Antonio De Marco, is characterized by the combination of different materials that make it an object suitable for the furnishing of outdoor or indoor spaces. The structure is made of anthracite powder coated steel and perfectly matches the HPL tops available in different colours. The weave is handmade with marine rope resistant to weather and UV rays. The combination of different colours threads has allowed the creation of a mélange tone rope produced exclusively for Chairs & More.



Antonio De Marco



# Tamburo SM



Width	51 cm – 20 in
Height	54 cm – 21 in
Depth	51 cm – 20 in
Weight	7,2 kg – 15,8 lb
Packaging	0,16 m <sup>3</sup>
Pieces for box	1

Outdoor  
Metal frame



# Tamburo ME



Width	72 cm – 28,3 in
Height	49 cm – 19,3 in
Depth	72 cm – 28,3 in
Weight	10,6 kg – 23,3 lb
Packaging	0,31 m <sup>3</sup>
Pieces for box	1

Outdoor  
Metal frame



# Tamburo LG



Width	92 cm – 36,3 in
Height	42 cm – 16,5 in
Depth	92 cm – 36,3 in
Weight	14,7 kg – 32,4 lb
Packaging	0,44 m <sup>3</sup>
Pieces for box	1


Outdoor  
Metal frame



Struttura in metallo verniciato a polveri per uso esterno in antracite. Intrecciata a mano con corda marina.

Powder coated metal frame for outdoor use, in anthracite. Hand woven with marine rope.

### Metal base finishes




satin  
anthracite

### Ropes & Tops



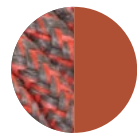
yellow




green



blue



brick





New product



Struttura in metallo verniciato  
colore antracite, piano in HPL  
colore rosso Mattone, intreccio  
fatto a mano con corda marina  
colore Mélange 05.

Anthracite powder-coated  
metal frame, Mattone red HPL  
top, woven with Mélange 05  
marine rope.





Tamburo finishes

Colors and metal frames  
Pag. 245



# Tulip



Kazuko Okamoto

Tulip è una collezione di poltroncine multifunzione che per il design e le varianti a disposizione, si propone come un nuovo concept di seduta. Tulip nasce in due varianti che differiscono, per dimensioni, forma ed ergonomia. Tulip small, regolare e simmetrica, è una poltroncina adatta a diversi ambienti: sale da pranzo, uffici, zone relax o sale d'attesa. A seconda della sua destinazione, può essere accessoriata da un tavolino in metallo. Tulip large è una seduta completamente innovativa, caratterizzata da una forma asimmetrica e da un pratico tavolino estraibile, elementi che invitano a un suo utilizzo operativo e confortevole come la consultazione di strumenti informatici, la lettura o il consumo di cibi e bevande. La seduta è realizzata in poliuretano integrale morbido e colorato, con una piacevole sensazione al tatto. Le gambe sono il legno di frassino verniciato naturale.

The Tulip collection is a series of multifunctional armchairs that represent a new concept in sitting. Tulip comes in two variants -Small and Large- and they differ not only in size but also in shape and ergonomics. Tulip Small, regular and symmetrical, is a chair placed in different environments: catering, meeting room, waiting. Depending on its destination, can be equipped with a small metal table. Tulip Large is an innovative new seat, featuring an asymmetrical shape and a handy pull-out table, elements that invite people to use a tablet or laptop, read or consume food and drink. The shell is made of a soft and coloured integral polyurethane, with a nice sensation to the touch; the legs are in natural polished ash wood.



## Tulip S



Width	56 cm – 22 in
Height	73 cm – 29 in
Seat height	47 cm – 18,5 in
Armrest height	70 cm – 27,5 in
Depth	55 cm – 21,5 in
Weight	12 kg – 27 lb
Packaging	0,28 m <sup>3</sup>
Pieces for box	1

## Tulip S+TS



Width	56 cm – 22 in
Height	73 cm – 29 in
Seat height	47 cm – 18,5 in
Armrest height	70 cm – 27,5 in
Depth	55 cm – 21,5 in
Weight	13 kg – 28 lb
Packaging	0,28 m <sup>3</sup>
Pieces for box	1

## Tulip L



Width	77 cm – 30 in
Height	73 cm – 29 in
Seat height	47 cm – 18,5 in
Armrest height	72 cm – 28 in
Depth	57 cm – 22 in
Weight	14,5 kg – 32 lb
Packaging	0,28 m <sup>3</sup>
Pieces for box	1

## Tulip L+TL



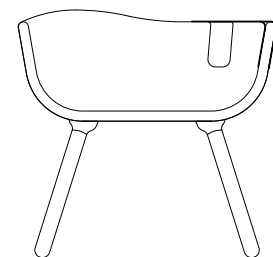
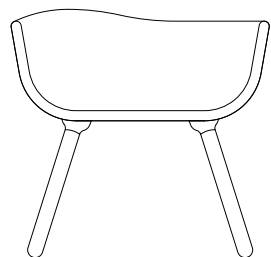
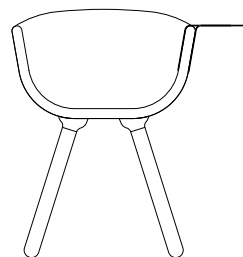
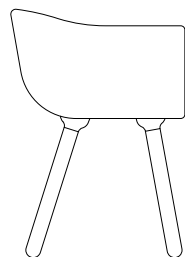
Width	77 cm – 30 in
Height	73 cm – 29 in
Seat height	47 cm – 18,5 in
Armrest height	72 cm – 28 in
Depth	57 cm – 22 in
Weight	15,5 kg – 34 lb
Packaging	0,28 m <sup>3</sup>
Pieces for box	1

Indoor		Indoor		Indoor		Indoor	
Poliuretano Freeform		Poliuretano Freeform		Poliuretano Freeform		Poliuretano Freeform	
Frassino - Ash		Frassino - Ash		Frassino - Ash		Frassino - Ash	



Scocca in poliuretano ignifugo Freeform e gambe in frassino naturale. Tavolino opzionale in metallo verniciato bianco o nero.

Frame in fire retardant polyurethane Freeform and legs in natural ash. Optional metal table in white or black color.








Tulip finishes


Colors  
Pag. 245




**Altana**  
Antonio De Marco  
Metal frames  
pag 14




satin anthracite



satin sand




satin brown




satin anthracite



satin sand




satin anthracite



**& finishes**




**Babah**  
Roberto Paoli  
Polyurethane tech/PT  
pag 44



Bicolor →



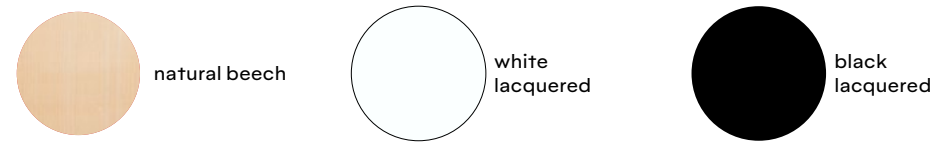
SG →



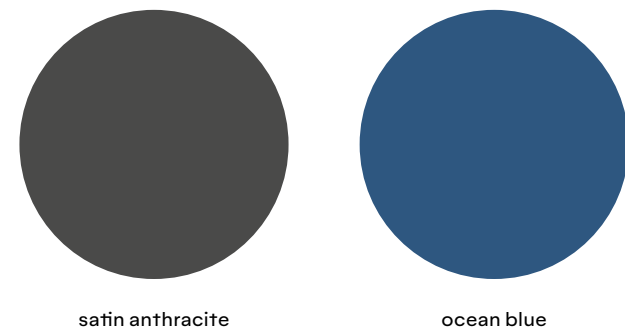
metal legs →



wooden legs →



**Bubalus**  
Sovrappensiero  
Metal frames  
pag 64



wooden top →




Color charts

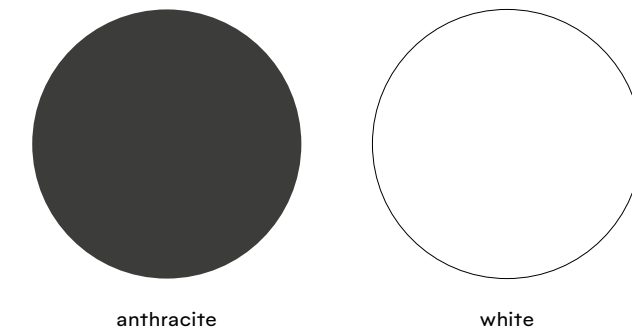
**Cacao**  
Dario Delpin  
Ash wood  
pag 78



**Churros**  
Kazuko Okamoto  
Polyplus polyurethane  
pag 98



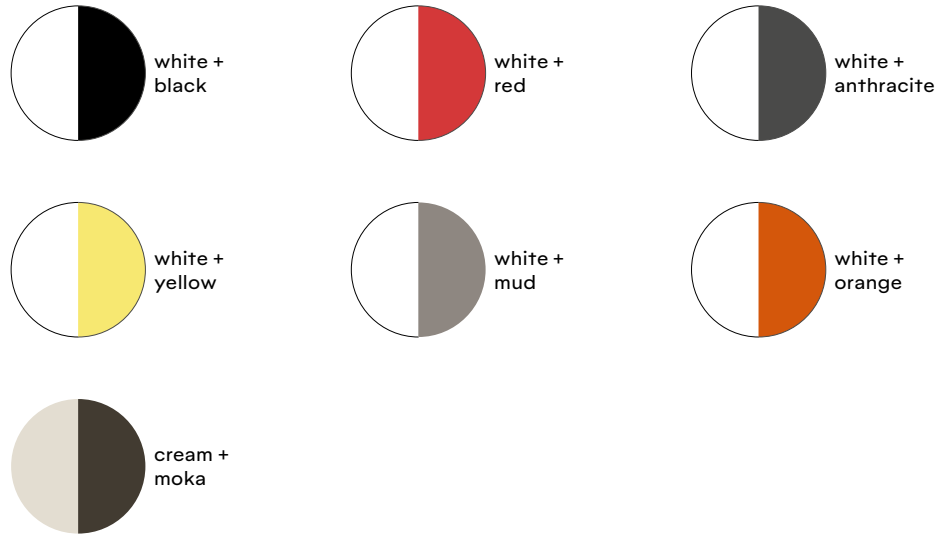
**Dogo**  
Roberto Paoli  
Polymer Baydur® 110  
pag 106



**Gotham**  
Dario Delpin  
Polyurethane tech/PT  
pag 116



**Bicolor →**



**metal legs →**



**wooden legs →**

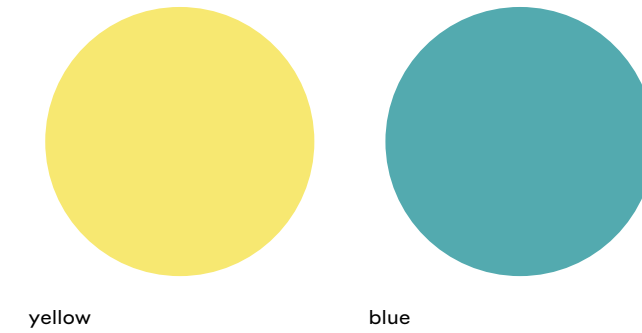
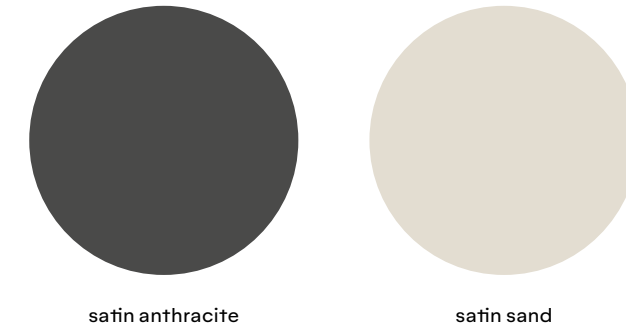


**Gotham Woody**  
Dario Delpin  
Wood + metal base  
pag 130



**Color charts**

**Jujube**  
Antonio De Marco &  
Simone Fanciullacci  
Metal  
pag 142



**SG metal base →**




**sofa metal base →**



**Nube**  
Roberto Paoli  
Freeform/PFF  
pag 192




**S/SL metal legs →**




**W legs →**




**Pampa**  
 Studio Pastina  
 Metal frames  
 pag 202



black




white



red




**Tamburo**  
 Antonio De Marco  
 Metal frames  
 pag 220



satin anthracite


Ropes & Tops →



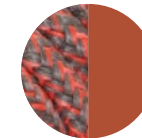
yellow



blue




green



brick



**Tulip**  
 Kazuko Okamoto  
 Freeform/PFF  
 pag 230




black



yellow



grey



white




blue sky



red

Large →



black



grey

# & Fabrics

**Betibù**  
Dario Delpin  
Cat. A/B/C/D  
pag 54



**Bloom**  
Dario Delpin  
Cat. A/B/C/D  
pag 58



**Chips**  
Studio Pastina  
Cat. A/B/C/D  
pag 86



**Flora**  
Studio Pastina  
Cat. A/B/C/D  
pag 112



**Gotham SLI**  
Dario Delpin  
Cat. A/B/C/D  
pag 124



**Gotham Woody-I**  
Dario Delpin  
Cat. A/B/C/D  
pag 133



**Jujube SP-A/B**  
Antonio De Marco &  
Simone Fanciullacci  
Cat. A/B/C/D  
pag 144



**Jujube INT**  
Antonio De Marco &  
Simone Fanciullacci  
Cat. A/B/C/D  
pag 148



**Jujube D-D INT**  
Antonio De Marco &  
Simone Fanciullacci  
Cat. C  
pag 155



**Klot**  
AM Studio  
pag 160



**Millie**  
Studio Pastina  
Cat. A/B/C/D  
pag 168



**Mousse**  
Tommaso Caldera  
Cat. A/B/C/D  
pag 178



**Moyo INT**  
Antonio De Marco &  
Simone Fanciullacci  
pag 184



**Pampa**  
Studio Pastina  
Cat. B/C  
pag 202




**So-pretty**  
Dario Delpin  
Cat. A/B/C/D  
pag 214



# Cat. A

secret



1003



1025



1015



1017




1027



1012



1014



1009

**FEATURES**  
76% PVC 22% PES 2% PU

**LIGHTFASTNESS**  
6/7 ISO 105 B02

**FASTNESS TO RUBBING**  
DRY 5, WET 5, ISO 1050X12

**ABRASION RESISTANCE**  
60.000 CYCLES ISO 5470-2


**FIRE RESISTANCE**  
UNI 9175 classe 1IM  
BS 5852-1 cigarette test  
BS 5852-1 match test

# Cat. A

angel



56/201



57/200



20/405



53/401



35/305



39/700



41/502



38/002

**FEATURES**  
100% POLIPRO

**LIGHTFASTNESS**  
5/6 ISO 105 B02

**FASTNESS TO RUBBING**  
DRY 5, WET 4/5, ISO 1050X12

**ABRASION RESISTANCE**  
100.000 CYCLES  
UNI EN ISO 12947-2

**FIRE RESISTANCE**  
1IM - UNI 9175  
EN 1021 part 1/2  
BS 5852 crib 5  
NFPA 260 Class 1  
California TB 117:2013  
IMO MED - Ftp 307 part 8

# Cat. A

angel combo



600




203



702




404




301



308



302



701

**FEATURES**  
100% POLIPRO

**LIGHTFASTNESS**  
5 ISO 105 B02

**FASTNESS TO RUBBING**  
DRY 5, WET 4/5, ISO 1050X12

**ABRASION RESISTANCE**  
50.000 CYCLES UNI EN ISO 12947-2

**FIRE RESISTANCE**  
1IM - UNI 9175  
EN 1021 part 1/2  
BS 5852 crib 5  
NFD 60-013:06 - AM 18  
NFPA 260 Class 1  
California TB 117:2013  
IMO MED - Ftp 307 part 8

# Cat. A

vortice outdoor



601



603



700



706



800



305



102



419

**FEATURES**  
100% ACRYL WATER REPELLENT

**LIGHTFASTNESS**  
7/8 ISO 105 B02

**FASTNESS TO RUBBING**  
DRY 4/5, WET 5, ISO 1050X12

# Cat. A

caliente



400

605

405

200



500

309

801

705

**FEATURES**  
52% POLIPRO, 48% PL

**LIGHTFASTNESS**  
4/5 ISO 105 B02


**FASTNESS TO RUBBING**  
DRY 4/5, WET 4, ISO 1050X12

**ABRASION RESISTANCE**  
40.000 CYCLES UNI EN ISO 12947-2

**FIRE RESISTANCE**  
1IM - UNI 9175  
EN 1021 part 1/2  
NFPA 260 Class 1  
California TB 117:2013  
IMO MED - Ftp 307 part 8  
IMO MED - Ftp 307 part 7

# Cat. B

magnum tex



501

300

806

601



803

706

901

902

**FEATURES**  
88% PVC 7% PL 4% CO 1% PO

**LIGHTFASTNESS**  
> 7 ISO 105 B02

**FASTNESS TO RUBBING**  
DRY 5, WET 5, ISO 1050X12

**ABRASION RESISTANCE**  
>100.000 CYCLES  
UNI EN ISO 12947-2


**FIRE RESISTANCE**  
1IM - UNI 9175  
EN 1021 1/2  
BS 5852 part 1, is 0 and 1  
NF P 92 503 M3  
NFPA 260 Class 1  
California TB 117-2013  
IMO FTP Code 307 part 8  
ÖNOM B 3825 - schwer brennbar

# Cat. B

tailor



250



350



950



2350



1150



1250



1350



1850

**FEATURES**  
100% PES

**LIGHTFASTNESS**  
6 ISO 105 B02


**FASTNESS TO RUBBING**  
DRY 4/5, WET 4/5, ISO 1050X12

**ABRASION RESISTANCE**  
100.000 CYCLES UNI EN ISO 12947-2

**FIRE RESISTANCE**  
UNI 9175 classe 1IM

# Cat. B

break outdoor




1




4



16




18



12



7



9



14

**FEATURES**  
100% ACRYL WATER REPELLENT

**LIGHTFASTNESS**  
7/8 EN 105-B04


**FASTNESS TO RUBBING**  
DRY 4/5, WET 5, ISO 1050X12



# Cat. B

avon


100% recycled pet bottles




7068.01




7068.04



7068.05



7068.07




7068.08



7068.09



7068.12



7068.13

**FEATURES**  
100% RECYCLED POLYESTER FR

**LIGHTFASTNESS**  
6 ISO 105 B02

**FASTNESS TO RUBBING**  
DRY 4/5, WET 4/-5, ISO 105X12

**ABRASION RESISTANCE**  
80.000 CYCLES UNI EN ISO 12947-2

**FIRE RESISTANCE**  
EN 1021 - 1&2 (cigarette & match)  
BS 5852 Crib 5  
UNI 9175 Classe 1IM  
California TB 117-2013  
IMO FTP Code 307 part 8  
NF D 60 013 - AM. 18  
DIN 4102, B1  
NFPA 260:2013, CLASS 1

# Cat. C

vortice nattè outdoor



604



602



600



700



401



310



301



705

**FEATURES**  
100% ACRYL WATER REPELLENT

**LIGHTFASTNESS**  
7/8 ISO 105 B02

**FASTNESS TO RUBBING**  
DRY 5, WET 5, ISO 1050X12

# Cat. C

opera



101



600



201



200



402



800



305



700

### FEATURES

100% WO

### LIGHTFASTNESS

5 ISO 105 B02

### FASTNESS TO RUBBING

DRY 4/5, WET 4, ISO 1050X12

### ABRASION RESISTANCE

50.000 CYCLES UNI EN ISO 12947-2

### FIRE RESISTANCE

1IM - UNI 9175  
EN 1021 part 1/2  
BS 5852 part 1, is 0  
BS 5852 crib 5  
NF D 60 013 - AM. 18


California TB 117-2013  
IMO FTP Code 307 part 8

# Cat. C

aida



400



805




604



600



703



900



305



712

### FEATURES

100% PL

### LIGHTFASTNESS

5 ISO 105 B02

### FASTNESS TO RUBBING

DRY 4/5, WET 4, ISO 1050X12

### ABRASION RESISTANCE

150.000 CYCLES UNI EN ISO 12947-2

### FIRE RESISTANCE

1IM - UNI 9175  
classe 1 - UNI 9177  
class 1 - EN 13773  
EN 1021 part 1/2  
BS 7176 + A1 medium hazard  
BS 5852 crib 5  
NF-P 92 503 - M1  
DIN 4102 - B1  
NFPA 260  
NFPA 701 pass  
California TB 117:2013  
IMO MED - Ftp 307 part 8  
ÖNOM B 3825 - schwer brennbar

# Cat. C

norfolk


100% recycled pet bottles




7069.02



7069.03



7069.04




7069.07




7069.09



7069.11



7069.15



7069.16

**FEATURES**  
100% RECYCLED POLYESTER FR

**LIGHTFASTNESS**  
6 ISO 105 B02

**FASTNESS TO RUBBING**  
DRY 4/5, WET 4/-5, ISO 105X12


**ABRASION RESISTANCE**  
70.000 CYCLES UNI EN ISO 12947-2

**FIRE RESISTANCE**  
EN 1021 - 1&2 (cigarette & match)  
BS 5852 Crib 5  
UNI 9175 Classe 1 IM  
California TB 117-2013  
IMO FTP Code 307 part 8  
NF D 60 013 - AM. 18  
DIN 4102, B1  
NFPA 260:2013, CLASS 1


# Cat. C

wilson


100% recycled pet bottles




7067.03




7067.07




7067.08




7067.10




7067.13



7067.14



7067.18



7067.21

**FEATURES**  
100% RECYCLED POLYESTER FR

**LIGHTFASTNESS**  
6 ISO 105 B02

**FASTNESS TO RUBBING**  
DRY 4/5, WET 4/-5, ISO 105X12

**ABRASION RESISTANCE**  
80.000 CYCLES UNI EN ISO 12947-2


**FIRE RESISTANCE**  
EN 1021 - 1&2 (cigarette & match)  
BS 5852 Crib 5  
UNI 9175 Classe 1 IM  
California TB 117-2013  
IMO FTP Code 307 part 8  
NF D 60 013 - AM. 18  
DIN 4102, B1  
NFPA 260:2013, CLASS 1

# Cat. D

ambience outdoor




502



504



517



518



512



507



509



514

**FEATURES**  
90% ACRYL 10% PES

**LIGHTFASTNESS**  
7/8 EN 105-B04

**ABRASION RESISTANCE**  
60.000 CYCLES UNI EN ISO 12947-2

# Cat. D


lani



7060.32




7060.31



7060.29



7060.35




7060.42



7060.14



7060.20



7060.25

**FEATURES**  
80% WO 20% POLYAMIDE

**LIGHTFASTNESS**  
5-7 ISO 105 B02


**FASTNESS TO RUBBING**  
DRY 4/5, WET 4/-5, ISO 105X12

**ABRASION RESISTANCE**  
300.000 CYCLES UNI EN ISO 12947-2


**FIRE RESISTANCE**  
EN 1021 - 1&2 (cigarette & match)  
BS 5852 Ignition Source 5 when FR treated  
UNI 9175 Classe 1 IM

California TB 117-2013  
IMO FTP Code 307 part 8  
NF D 60 013 - AM. 18  
DIN 4102, B2 when FR treated  
NFPA 260:2013, CLASS 1


galaxy




42




49



55



60




22



05



11



20

**FEATURES**  
58% WO 19% PP 17% PES 6% CO

**LIGHTFASTNESS**  
5/6 ISO 105 B02

**FASTNESS TO RUBBING**  
DRY 4/5, WET 4, ISO 1050X12


**ABRASION RESISTANCE**  
35.000 CYCLES UNI EN ISO 12947-2

**FIRE RESISTANCE**  
BS5852 0/1  
EN 1021 1/2  
BS7176 Low hazard  
California TB 117-2013  
NFPA 260:2013, CLASS 1  
UNI 9175 Class 3IM

**ALTANA**  
SUNFIRE ROPE MM 4  
CORE: HIGH TENACITY POLYESTER  
COVER: 100% HIGH PERFORMANCE  
FLAME RETARDANT AND UV  
STABILIZED PET YARN  
UV RESISTANCE FACTOR: 7 ON  
BLUE XENON TEST SCALE



**JUJUBE + KLOT + MOYO**  
(ROUNDED ROPE)  
GIOTTO MELANGE  
100% PET STAPLE AND HIGH  
TENCITY POLYESTER  
FIRE REACTION CL. 2  
UV RESTISTANCE FACTOR: 5-7 ON  
BLUE XENON TEST SCALE



**MILLIE**  
SUNFIRE ROPE MM 6  
CORE: HIGH TENACITY POLYESTER  
COVER: 100% HIGH PERFORMANCE  
FLAME RETARDANT AND UV  
STABILIZED PET YARN  
UV RESISTANCE FACTOR: 7 ON  
BLUE XENON TEST SCALE



**TAMBURO**  
SUNFIRE ROPE MM 4 MELANGE  
CORE: HIGH TENACITY POLYESTER  
COVER: 100% HIGH PERFORMANCE  
FLAME RETARDANT AND UV  
STABILIZED PET YARN  
UV RESISTANCE FACTOR: 7 ON  
BLUE XENON TEST SCALE



# A

Altana 12

# B

Babah 33

Betibù 42

Bloom 46

Bubalus 46

# C

Cacao 52

Chips 60

Churros 72

# D

Dogo 80

# J

Jujube 116

# K

Klot 134

# M

Millie 142

Mousse 152

Moyo 158

# N

Nube 166

# P

Pampa 166

# S

So-pretty 176

# G

Gotham 90

Gotham Woody 104



AM Studio

Klot 134



Tommaso Caldera

Mousse 152



Antonio De Marco

Altana 12

Jujube 116

Moyo 158

Tamburo 182



Dario Delpin

Betibù 42

Bloom 46

Cacao 52

Gotham 90

Gotham Woody 104

So-pretty 176



Simone Fanciullacci

Jujube 116

Moyo 158



Kazuko Okamoto

Churros 72

Tulip 192



Roberto Paoli

Babah 33

Dogo 80

Nube 166



Sovrappensiero Design Studio

Bubalus 60



Studio Pastina

Chips 60

Flora 86

Millie 142

Pampa 142

## Legenda

**PT - Poliuretano TECH®**  
ignifugo classe 2 italiana UNI 9177:2008  
Classe inglese BS CRIB 7 (5852:2006).  
Classe inglese BS CRIB 5.  
Invecchiamento accelerato con lampada UV ASTM G 154-06 (agenti esterni); Solidità del colore allo strofinio (EN ISO 11640:1998).

**PT - Poliuretano TECH®**  
polyurethane in fire resistance british standards BS CRIB 7 (5852:2006).  
British standard BS CRIB 5.  
Accelerated ageing with lamp UV ASTM G 154-06 (outdoor agents);  
Resistance of colour to friction (EN ISO 11640:1998).

**PFF - Poliuretano integrale Free Form ignifugo: Classe 1IM italiana, D.M. 26-06-84 art. 3 mod. D.M. 03-09-01. Classe inglese BS CRIB 5. Invecchiamento accelerato con lampada UV ASTM G 154-06 (agenti esterni).**

**PFF - Free Form integral polyurethane fire retardant; Italian class 1IM UNI 9175 (1987) - UNI 9175/Fa1 (1994). British regulations 1988 n.1324 schedule 1, part 1 and amendment n. 2358 (1989), BS 5852 CRIB 5. French M4. Accelerated ageing with lamp UV ASTM G 154-06 (outdoor agents).**

**PS - Polyplus soft impermeabile, atossico, igienico, inattacabile dalle muffe, ignifugo classe 1IM italiana, UNI 9175:2010 BS 2852-2:1998.**

**PS - Polyplus soft waterproof, , igienico, fire retardant; Italian class 1IM UNI 9175:2010. British regulations 1988 n.1324 schedule 1, part 1.**

**PB - Polymer Baydur® 110 tecnopolimero microcellulare compatto per stampaggio a reazione e iniezione (RIM). Ottima resistenza alle sollecitazioni meccaniche. Autoestinguente classe V-0**


**PB - Compart micro-cellular techno-polymer for reaction and injection moulding (RIM). High rigidity and mechanical resistance standard. Certified VO class fire-retardant.**

**Chairs & More si riserva di apportare, senza preavviso, modifiche nei materiali, nei rivestimenti, nelle finiture e nei disegni dei prodotti presentati in questo catalogo. Le textures ed i colori dei materiali e delle finiture hanno valore indicativo in quanto soggetti alle tolleranze dei processi di stampa.**

**Se desideri ricevere i campioni di tessuto e finitura, puoi richiederli a questo indirizzo e-mail: [info@chairsandmore.it](mailto:info@chairsandmore.it)**

**Chairs & More reserves the right to change, without previous notice, materials, covers, finishes and drawings of the products presented in this catalogue. The textures and colours of materials and finishes are indicative as they are depending on the tolerances of the printing process.**

**If you wish to receive fabric and finish samples, you can request them at this e-mail address: [info@chairsandmore.it](mailto:info@chairsandmore.it)**



**Graphic design & layout**  
Marco Sorrentino  
MSstudio.it

**Photo still life**  
Daniele Iodice

Copyright 2022  
© Chairs and More s.r.l.  
all rights reserved

Chairs & More si riserva di apportare, senza preavviso, modifiche nei materiali, nei rivestimenti, nelle finiture e nei disegni dei prodotti presentati in questo catalogo. Le textures ed i colori dei materiali e delle finiture hanno valore indicativo in quanto soggetti alle tolleranze dei processi di stampa.

Chairs & More reserves the right to change, without previous notice, materials, covers, finishes and drawings of the products presented in this catalogue. The textures and colours of materials and finishes are indicative as they are depending on the tolerances of the printing process.

**Chairs & More s.r.l.**  
Via dell'Artigianato, 18  
San Giovanni al Natisone,  
33048 Udine — Italy  
+39 0432 743271

**info@chairsandmore.it**  
**chairsandmore.it**

**Chairs & More s.r.l.**  
Via dell'Artigianato, 18  
San Giovanni al Natisone,  
33048 Udine — Italy  
+39 0432 743271

**info@chairsandmore.it**  
**chairsandmore.it**

**chairs&  
more**



**chairs&  
more**